


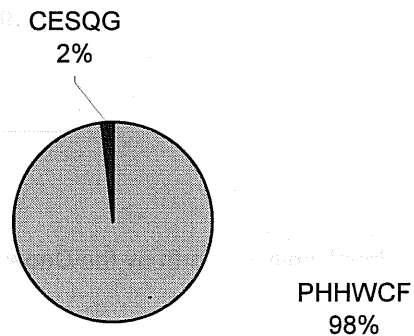
# Napa PHHWCF Quarterly Status Report Q1 2005



## Customer Perspective

	Jan	Feb	Mar	Apr	May	June	July	Aug	Sep	Oct	Nov	Dec	TOTAL
PHHWCF	332	349	344										1,025
CEQSG	7	10	3										20
<b>TOTAL</b>	<b>339</b>	<b>359</b>	<b>347</b>										<b>1,045</b>

### PHHWCF Participation Breakdown

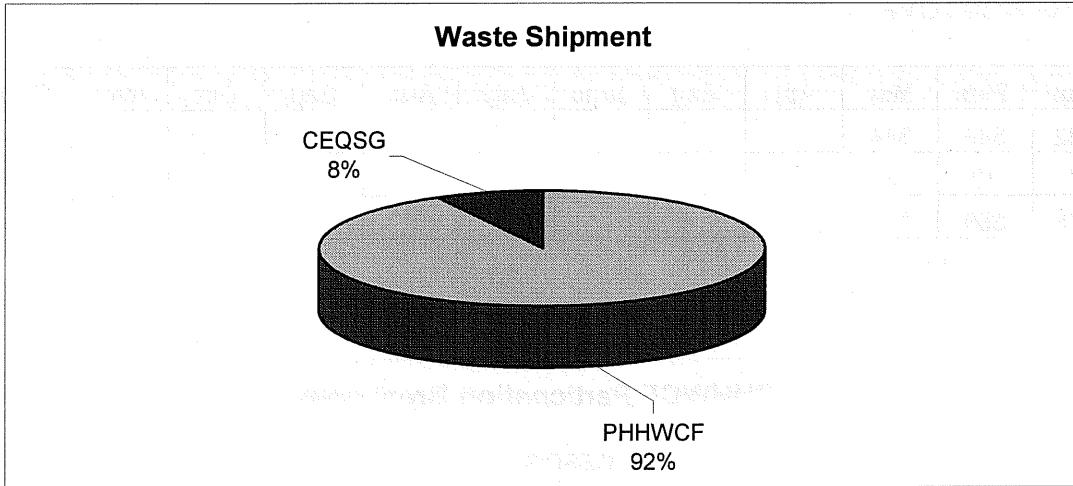


## Comments

- 10% of CESQG show up for their appointment
- Participation is heaviest in morning between 11:00 and 12:00

## Total Waste Shipped (pounds)

	Jan	Feb	March	Apr	May	June	July	Aug	Sep	Oct	Nov	Dec	TOTAL
<b>PHHWCF</b>	15,293	20,777	29,175										65,245
<b>CEQSG</b>	1,307	1,675	600										3,582
<b>TOTAL</b>	<b>16,600</b>	<b>22,452</b>	<b>29,775</b>										<b>68,827</b>

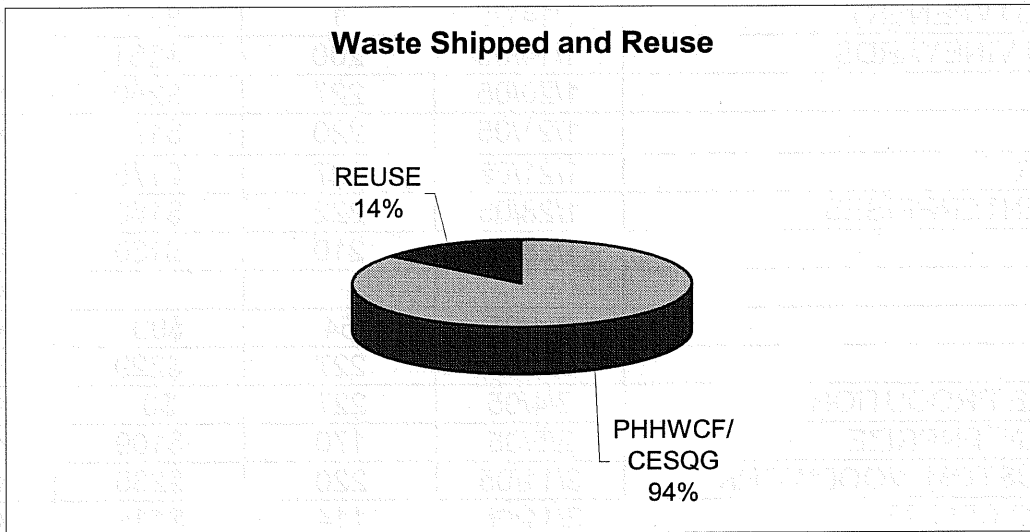


### Comments:

- Load sizes are well over the legal limits set forth by the Department of Transportation

## Total Reuse (pounds)

	Jan	Feb	March	Apr	May	June	July	Aug	Sep	Oct	Nov	Dec	TOTAL
REUSE	2,713	2,133	2,558										7,404
TOTAL	2,713	2,133	2,558										7,404



### Estimated Cost Savings:

- Based on reuse of waste instead of disposal of the materials, the cost savings for the 4thQuarter can be estimated at \$3,154.

## Business Perspective

Business Name	Date	Weight Amount (Lbs.)	CESQG Charges	Drop -Off	Pick-Up
GREENFIELD WIENERY	1/14/05	1	\$5	X	
BEAVLINEU VINEYARDS	1/14/05	200	\$251	X	
Llahara inc.	1/20/05	227	\$250	X	
BERINGER	1/21/05	220	\$120	X	
R&R MAHER	1/21/05	227	\$175	X	
JACKSON ENTERPRISES	1/28/05	222	\$150	X	
SUN RACE	1/28/05	210	\$130	X	
				X	
MARINCO	2/4/05	54	\$99	X	
IASCO	2/2/05	227	\$229	X	
AS YOU LIKE PRODUCTION	2/4/05	227	\$0	X	
JACKSON ENTERPRIZE	2/5/05	170	\$109	X	
LIMPIC'S CUSTOM WOODWORK	2/11/05	220	\$235	X	
CAKEBREAD CELLARS	2/11/05	114	\$114	X	
TORLEY WINE CELLARS	2/18/05	75	\$120	X	
SCHRAMSBERG	2/18/05	250	\$616	X	
CITY OF AMER CAN (WATER DIST)	2/25/05	118	\$102	X	
R&R MAHER	2/25/05	220	\$125	X	
				X	
R&R MAHER	3/25/05	220	125	X	
MAHER STORAGE	3/25/05	360	\$0	X	
CATACULA	3/26/05	60	\$33	X	

## Comments

- CESQG program running smoothly
- Outreach Material Estimates (remaining inventory)

	Jan	Feb	Mar	Apr	May	Jun	July	Aug	Sep	Oct	Nov	Dec
HHW Brochures	153	131	210									