



Summer Recycled Water Allocation and Future Considerations

Napa Sanitation District
Board of Directors Meeting
April 3, 2019



Basis of Consideration

- Strategic Plan for 2017-2019:

- 6C. Evaluate current recycled water allocation policy

- Determine whether there is a need to change the prioritization, and if there is additional or unused capacity that should be reallocated. Staff will prepare information for the Board to have meaningful conversations and provide direction to staff regarding the end-use of recycled water that may be available now and in the future.



March 2018

- Staff Recommendation
 - Maintain existing allocation policy 11-004
 - Allow time for MST/LCWD users to connect
 - Provide update to Board in Spring 2019 for reevaluation



History

- Phase 1 Recycled Water Expansion
 - Production capacity expansion to 3,700 AFY w/ addition of 500 sqft of sand filters and other infrastructure



History

- Resolution No. 11-004
 - Provides Policy for Future Activities Associated with Recycled Water
 - Considered how Recycled Water could be served, outlining policy objectives
 - Set out initial allocation of RW among planned customers



Type of User	Estimated Demand (acre-feet per year)	
	Estimated Allocation	Actual Allocation**
Existing Uses/Commitments		
Existing Customers in Service Area	1,400	1,255 ***
Montelcino Golf Course (Somky)	300	300
Jamieson Vineyards & Kirkland Ranch	100	98.1
MST (could be as little as 500 AF)*	700*	700
Los Carneros Water District*	450*	450
District Use (Jameson Ranch)	100	100
SUBTOTAL EXISTING USES/COMMITMENTS	3,050	2,903.1
Probable Commitments		
Infill (Kennedy Park, Industrial Parks)*	250*	346.9****
Napa State Hospital	200	250
Stanly Ranch (St. Regis)	200	200
SUBTOTAL PROBABLE COMMITMENTS	650	796.9
SUBTOTAL EXISTING USES/COMMITMENTS & PROBABLE COMMITMENTS	3,700	3,700

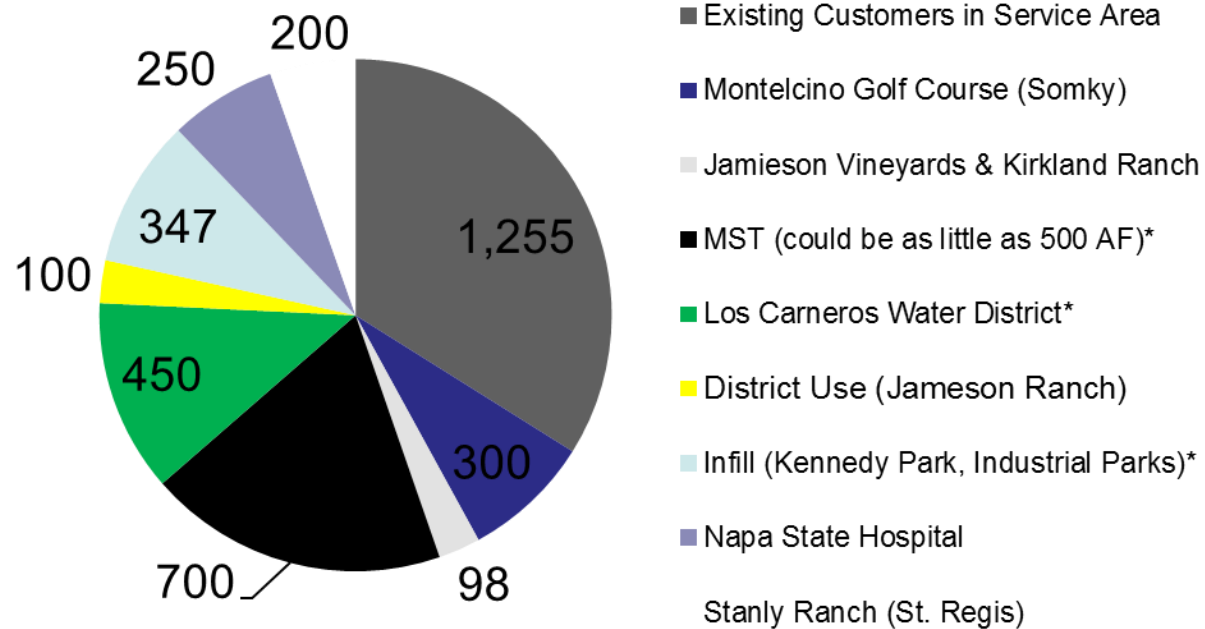
* This table includes changes made by the NSD Board of Directors since its initial adoption on April 6, 2011.

** Actual allocation is based on recycled water agreements issued.

*** Based on 2018 recycled water use data from April to October

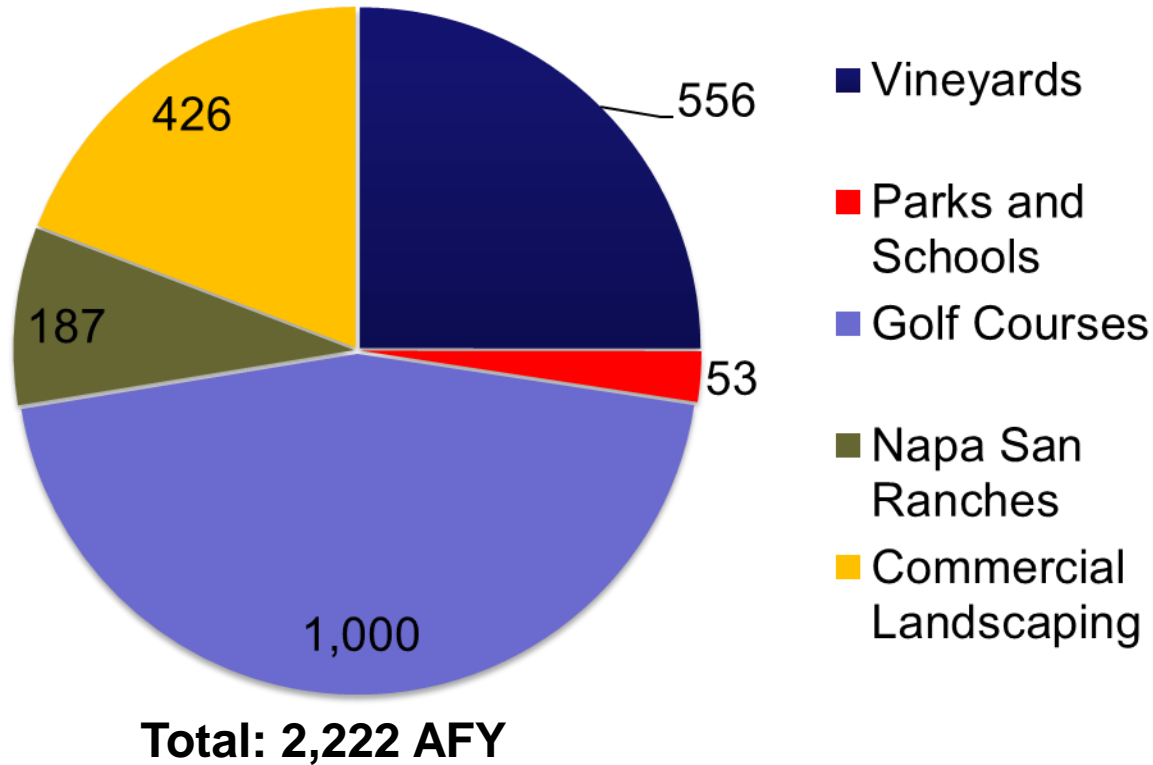
**** Infill allocation is based on remaining supply but is within the range of approximate demand from unconnected parcels.

Summer Allocation (AFY)



Total: 3,700 AFY

Actual Annual Usage – 2018 (AFY)



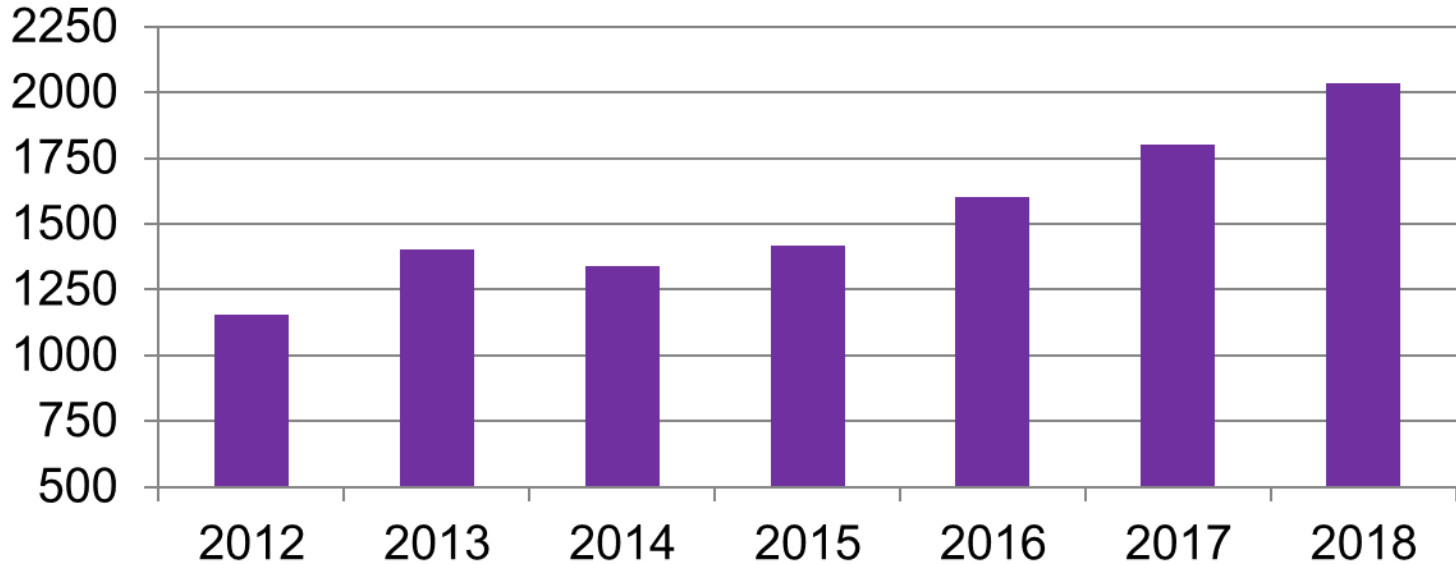


MST & LCWD

- LCWD
 - 107 total parcels
 - 46 parcels connected
 - 319 AF used in 2018 (197 AF in 2017)
 - 239 AF used in summer 2018 (450 AF allocation)
- MST
 - 68 total parcels
 - 27 parcels connected
 - 284 AF used in 2018 (187 AF in 2017)
 - 256 AF used in summer 2018 (700 AF allocation)

Growing RW Demand

RW Sold (AF)





Potable Reuse

- Should we save capacity for this?



Staff Recommendation

- Maintain existing allocation policy 11-004
- Allow time for MST/LCWD users to connect
- Allow time for NSH/Stanly Ranch Resort to connect
- Consider including in 2019-2021 Strategic Plan