

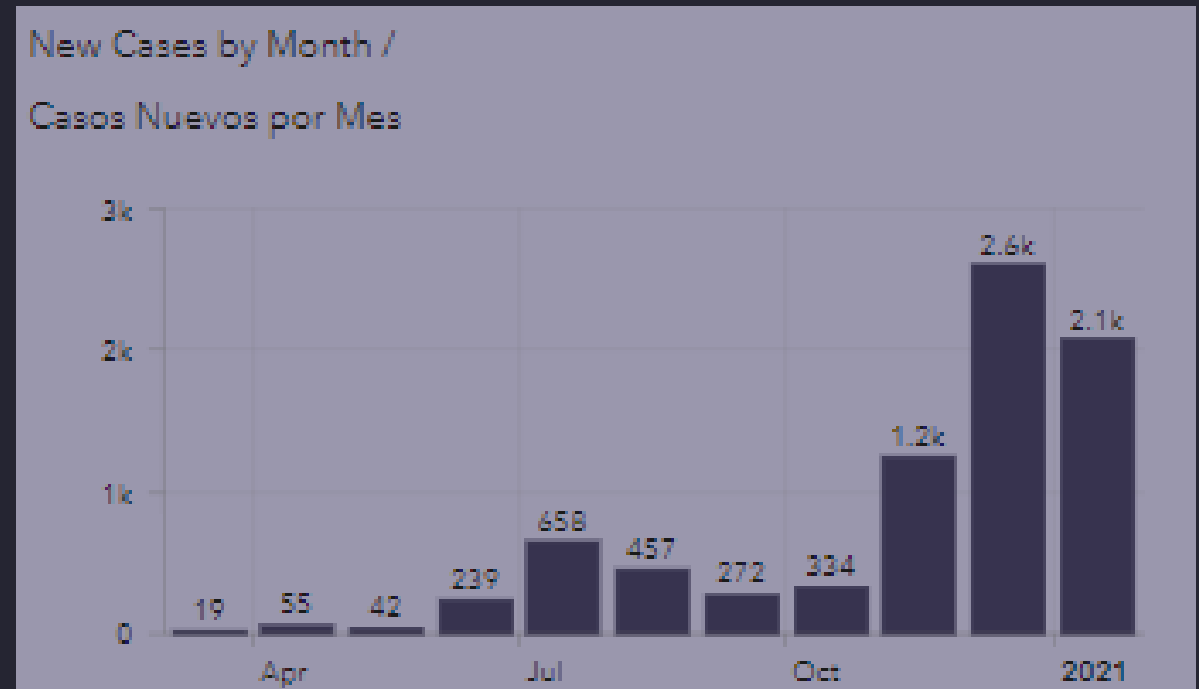
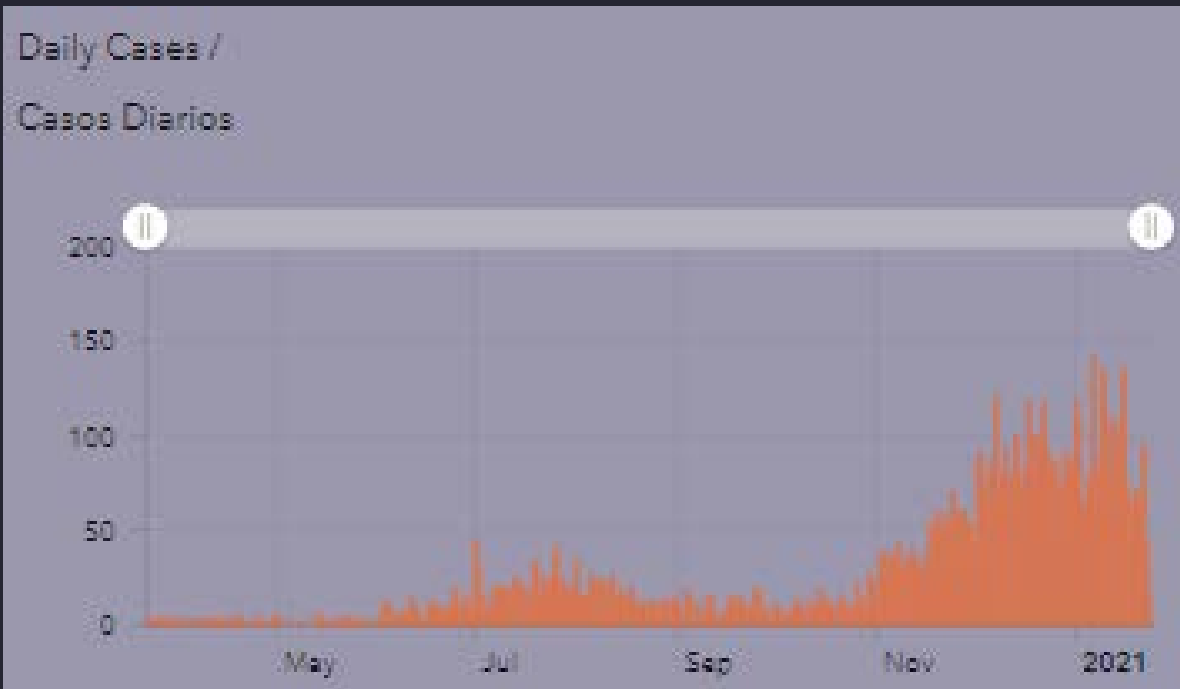


COVID-19 (SARS-CoV-2) UPDATES

January 26, 2021

Karen Relucio, MD
Public Health Officer
Deputy Director of HHSA

CASE TIME TRENDS

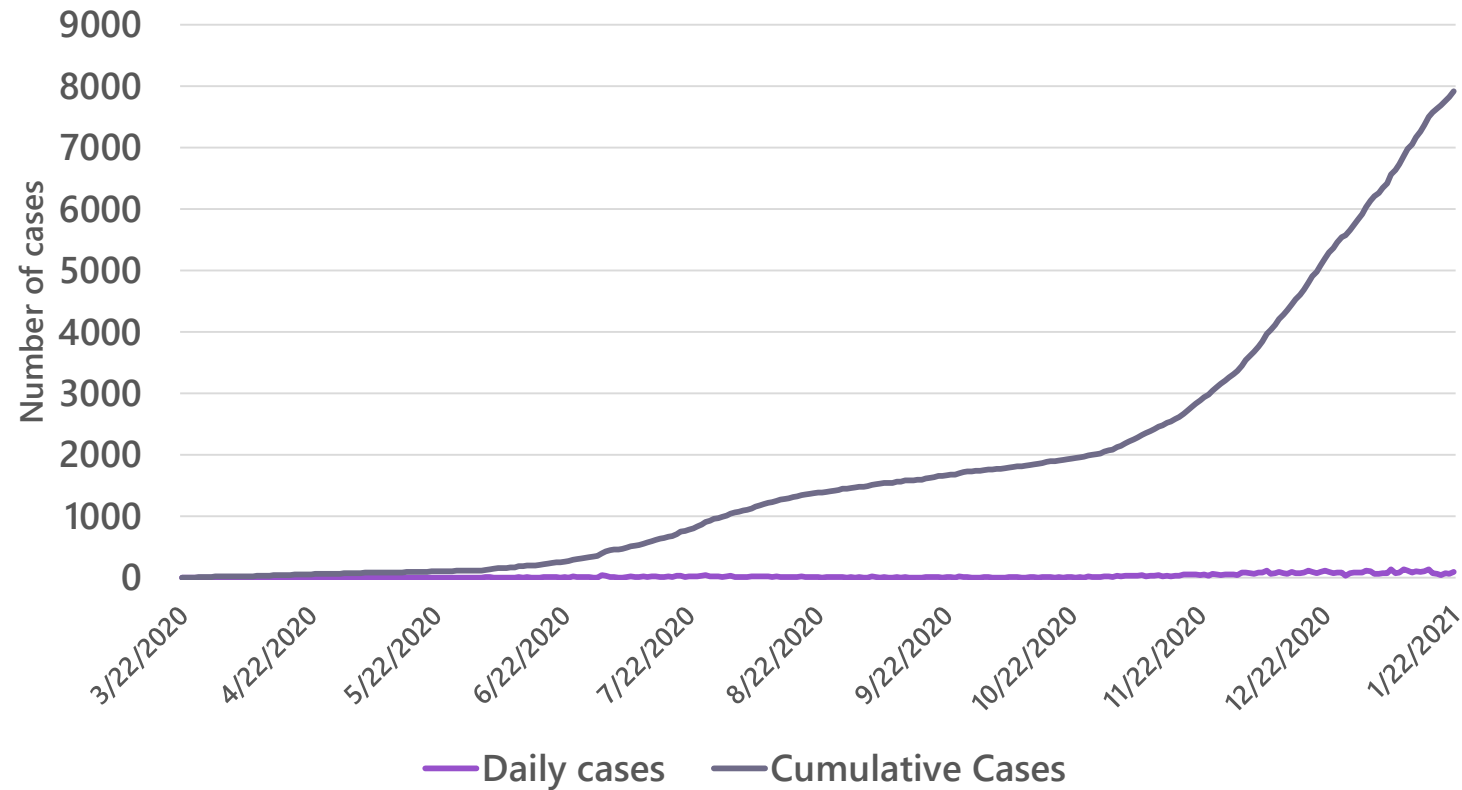


*Based on lab result date

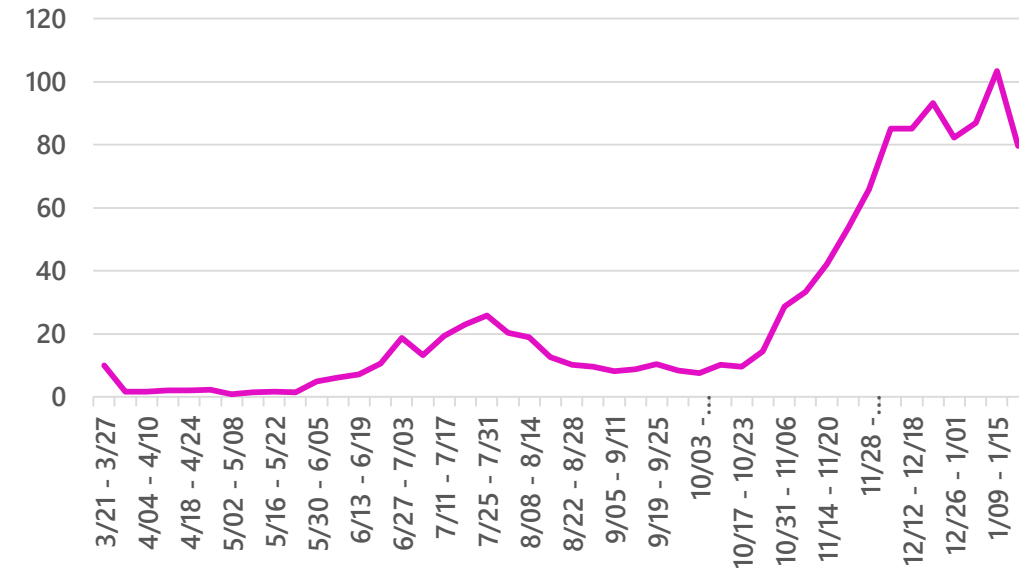
CASE COUNT CURVE



Daily Counts



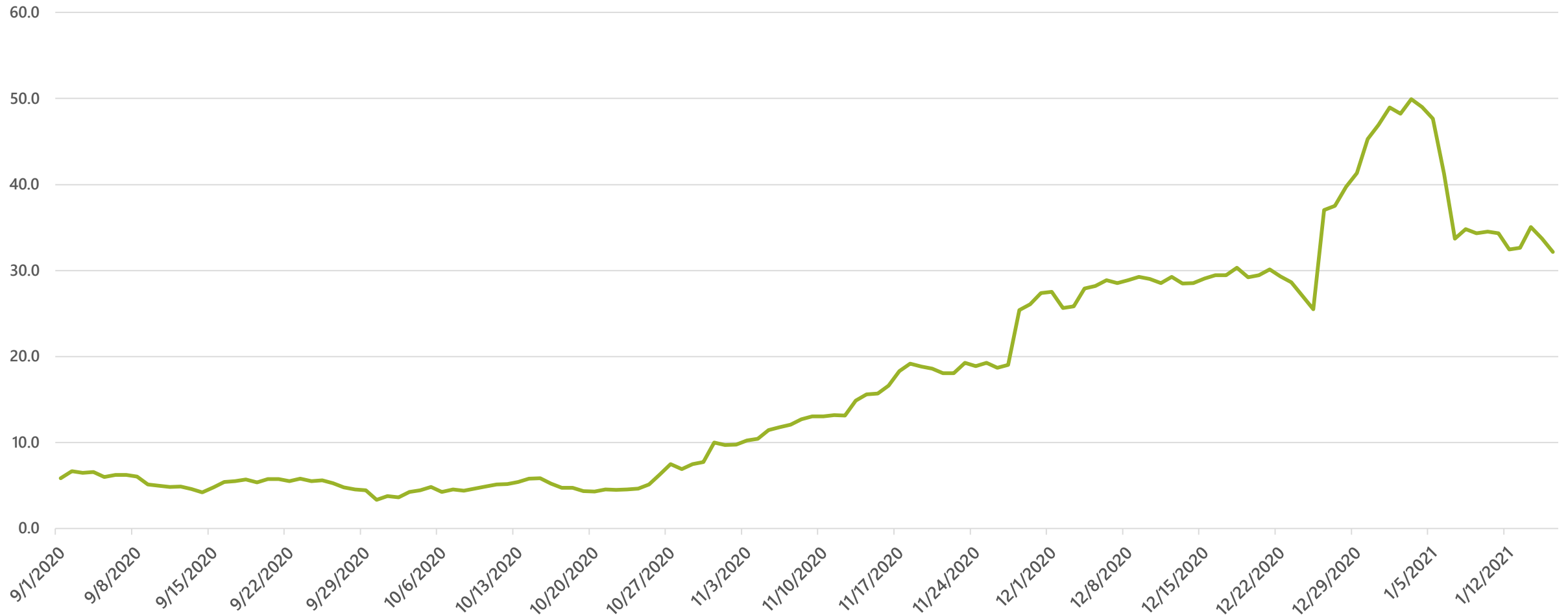
Average Daily Cases by Operational Period



CASE RATES



Adjusted Case Rate (per 100,000) per day (7 day lag)

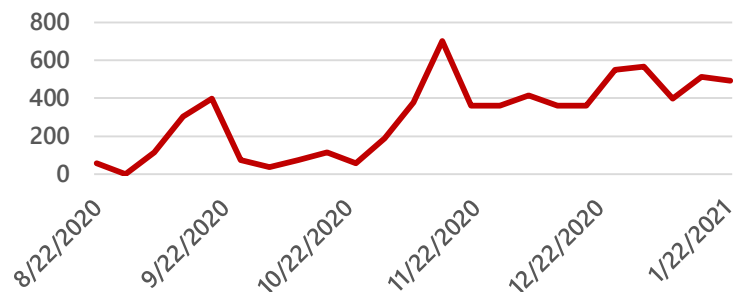


WEEKLY CASE RATE (PER 100,000) BY AREA



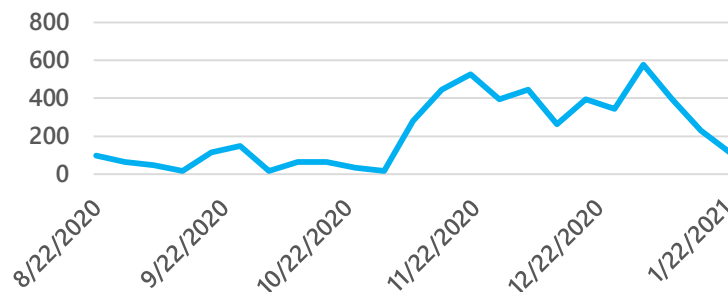
Calistoga Area

Population: 5,285



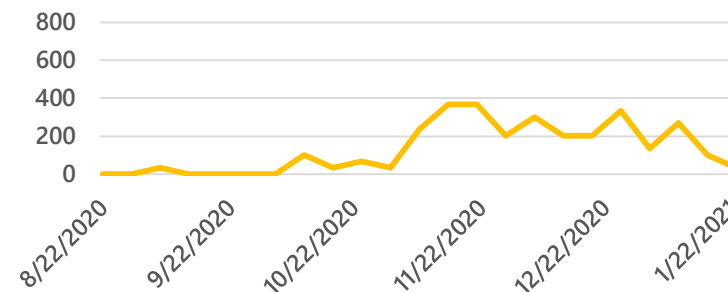
St. Helena Area

Population: 6,079



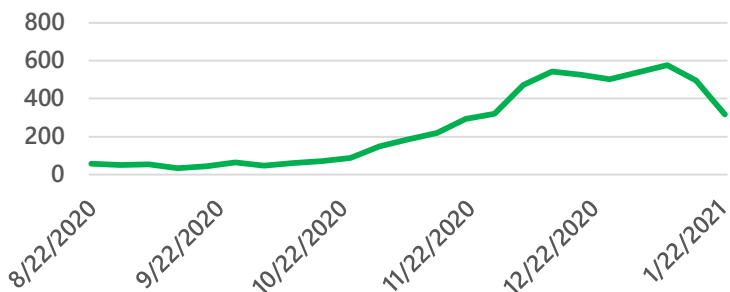
Yountville Area

Population: 2,982



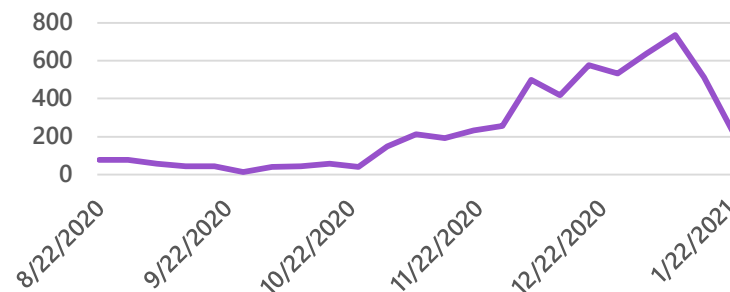
Napa Area

Population: 79,516



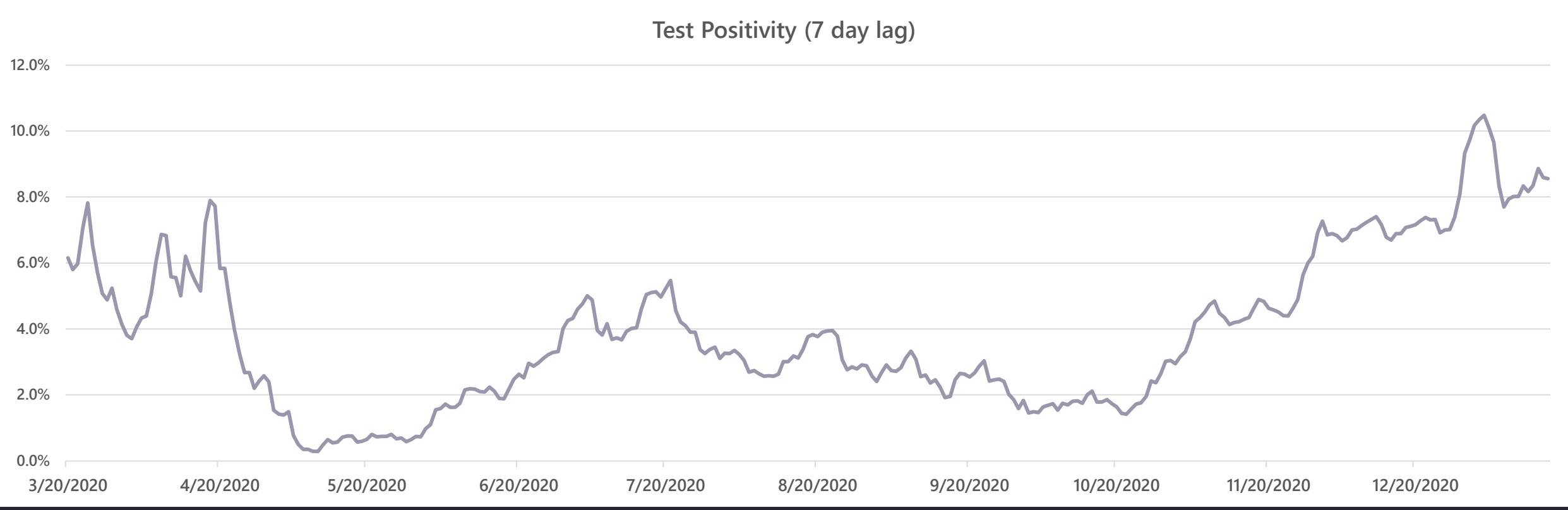
American Canyon Area

Population: 20,306

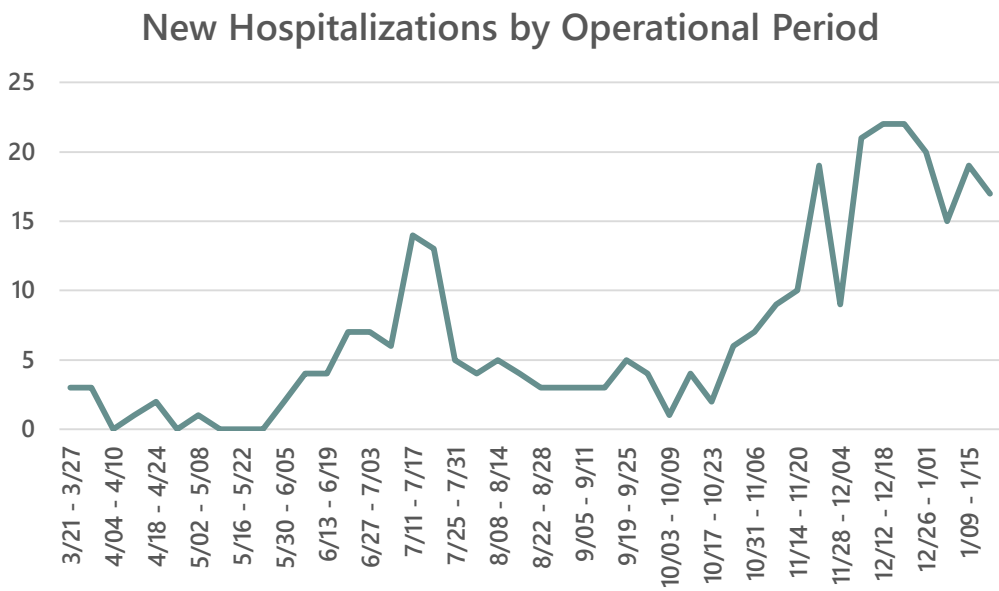
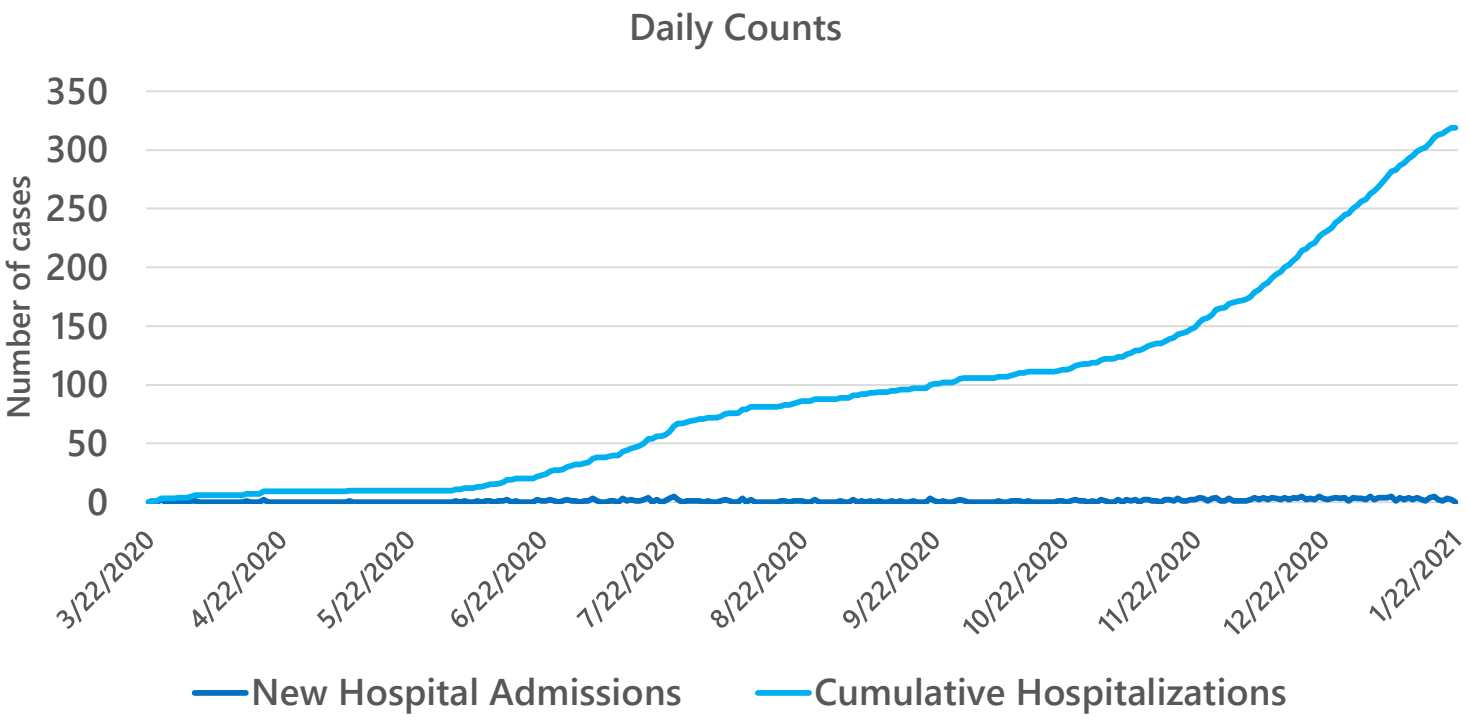


*Rates are estimates based on city address

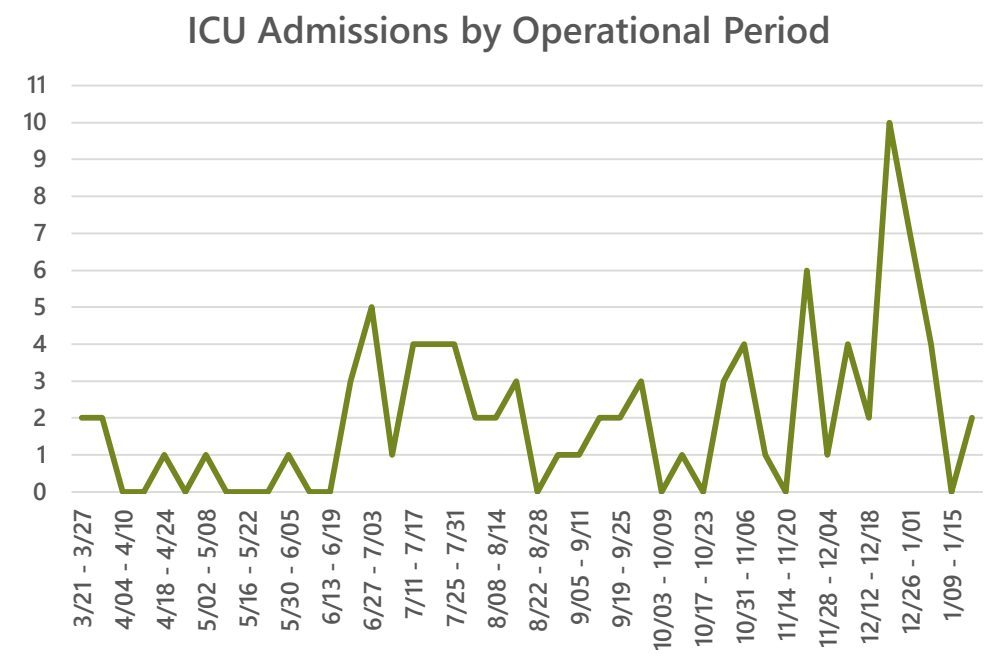
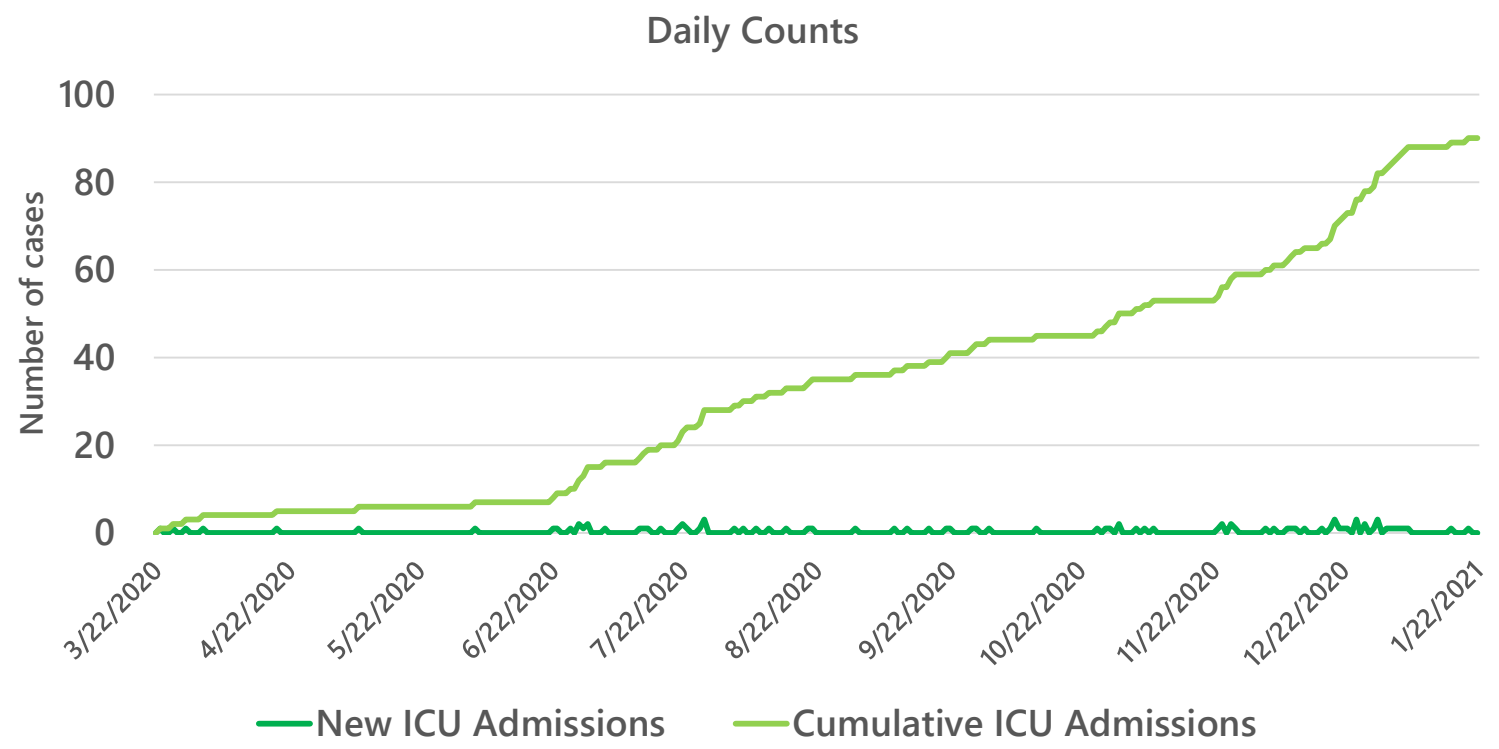
TEST POSITIVITY



HOSPITALIZATION TRENDS



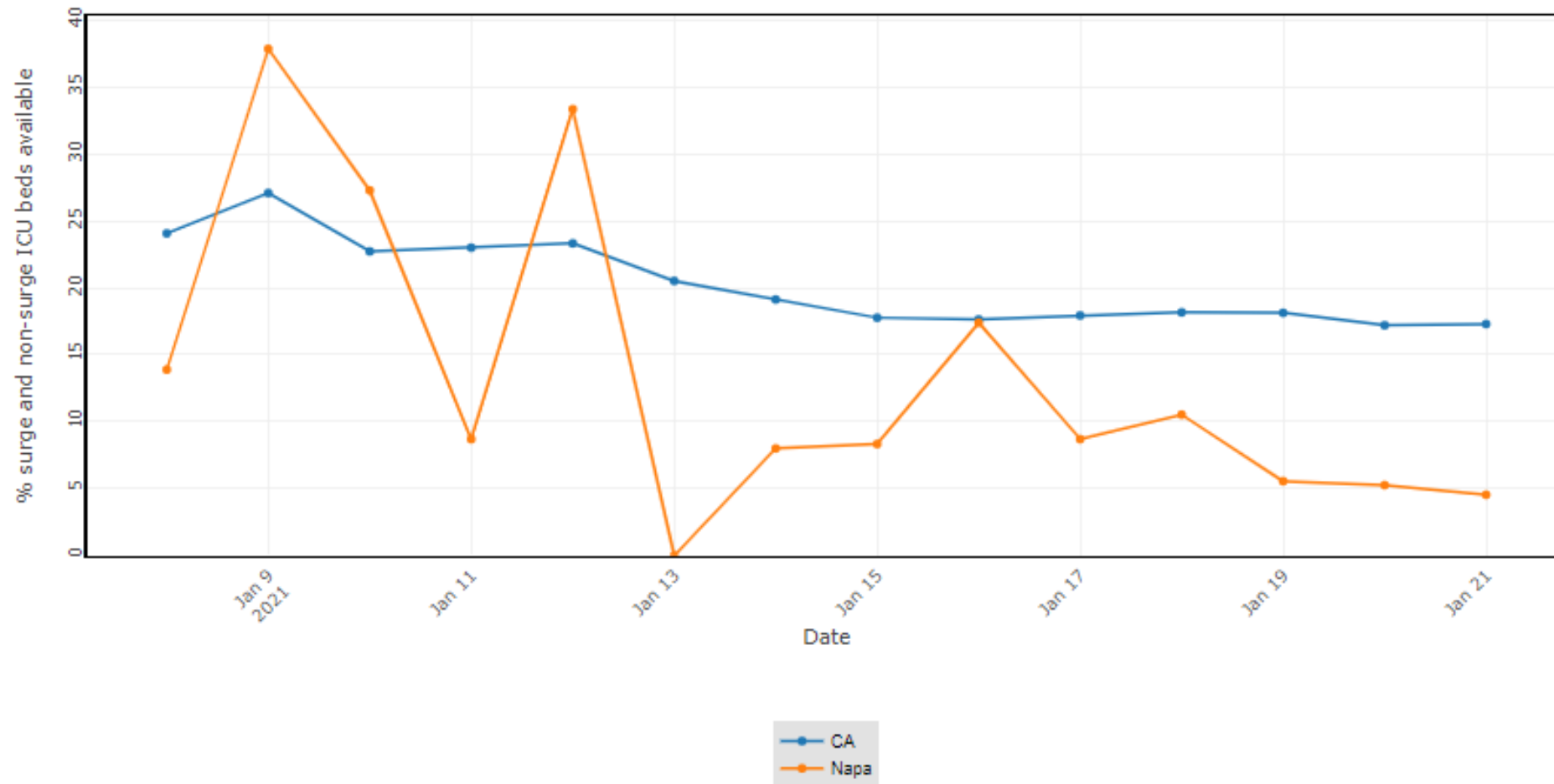
ICU ADMISSION TRENDS





PERCENT OF ICU BEDS AVAILABLE

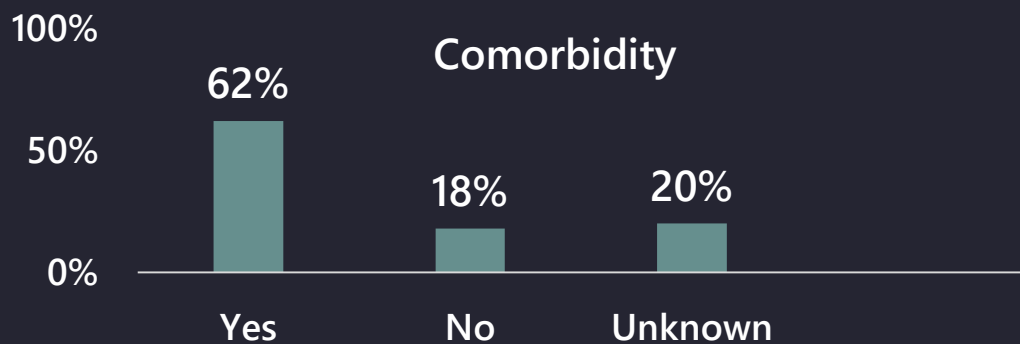
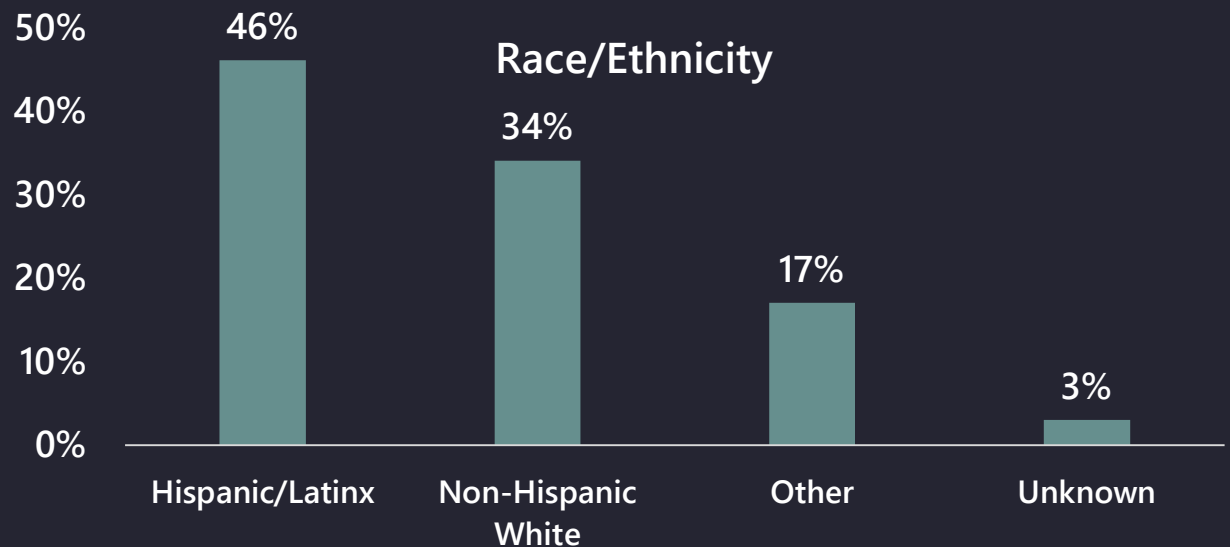
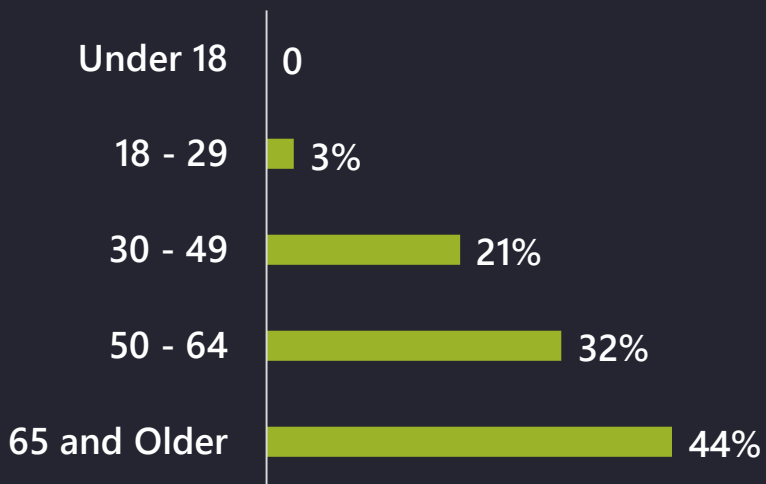
% of surge and non-surge ICU beds available (hosp w/ ED) for Multiple Locations



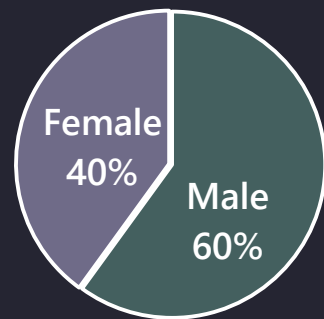
COVID-19 HOSPITALIZATION DEMOGRAPHICS



Age
Average=62 years



Gender



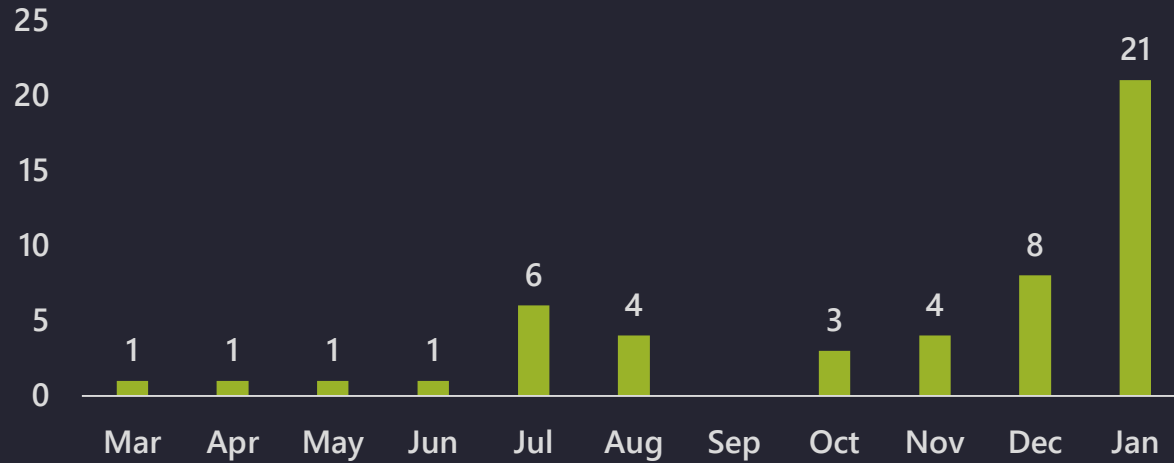
Unknown includes cases still under investigation.

Total hospitalizations=320

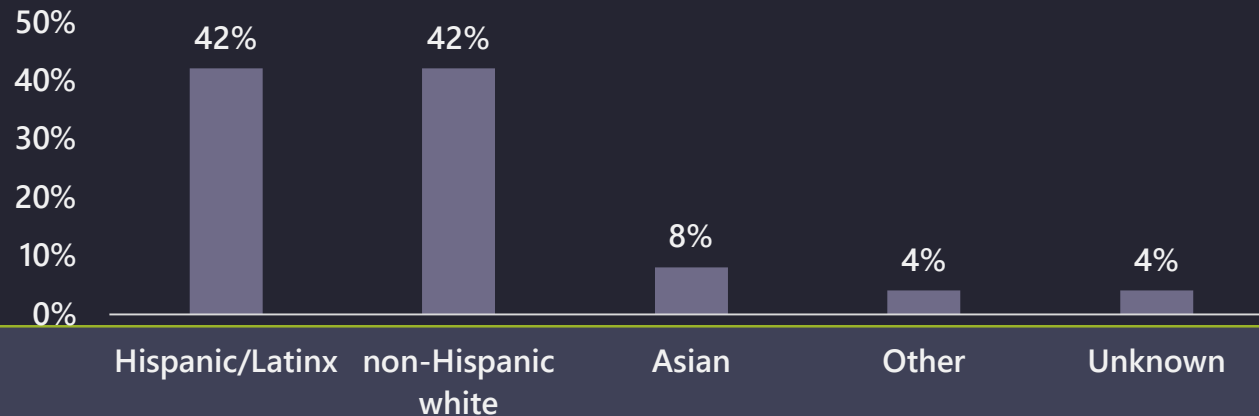
DEATHS



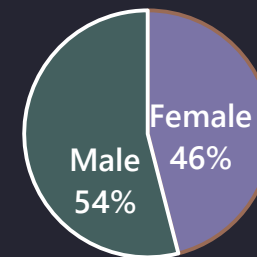
- 50 people have died of COVID-19 since March



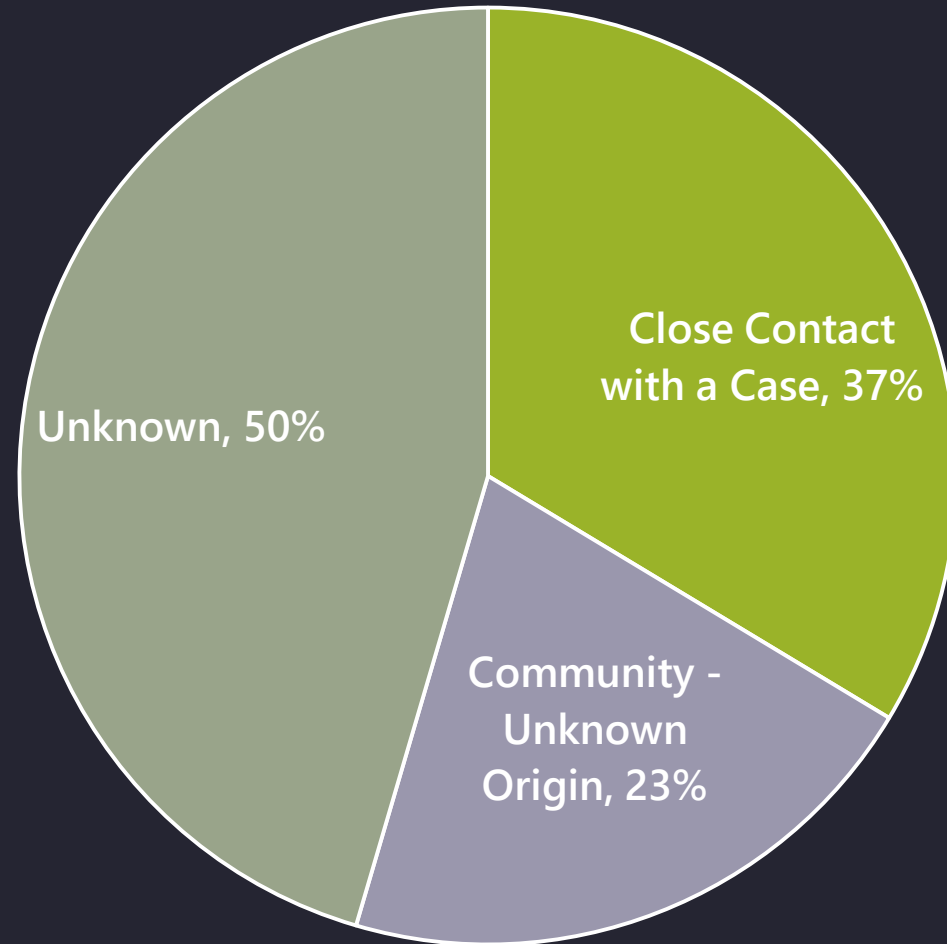
- Average age at death was 76 years (range 43 – 98 years)
- Race/ethnicity



Gender



TYPES OF EXPOSURE – LAST TWO WEEKS



Household was the most common type of close contact

OUTBREAKS AND COHORT CLOSURES



757 total cases

Congregate Facility	Staff	Residents	Projected End Date
Assisted Living/Senior Care 1	5	15	1/25/21
Assisted Living/Senior Care 2	4	10	2/18/21
Assisted Living/Senior Care 3	12	13	2/5/21
Assisted Living/Senior Care 4	2	3	2/17/21
Assisted Living/Senior Care 5	5	3	1/12/21
Skilled nursing facility 1	199	145	2/18/21
Skilled nursing facility 2	8	8	2/8/21
Skilled nursing facility 3	51	36	2/16/21
Skilled nursing facility 4	21	3	2/16/21
Skilled nursing facility 5	40	46	2/1/21
Memory care facility 1	18	7	2/4/21
Memory care facility 2	18	2	2/11/21
Behavioral Health	28	39	2/2/21
Other Congregate Facility	10	6	2/17/21

	Total	Closed	Reopened
School cohorts	31	0	31 – 4 reopened 1/25
Workplaces	36	--	--

BLUEPRINT FOR A SAFER ECONOMY



- Napa County is in deep purple

Measures	CDPH Estimates for Napa
New Cases per 100,000 population per day 7 day average	32.1
Adjusted New Cases per 100,000 population per day 7 day average	56.2
Testing positivity 7 day average	8.5%
Health equity testing positivity	12.9%

Napa County COVID-19 Response Snapshot

Last updated: 1/25/2021

Epidemiological Stability

Metric: Case doubling time



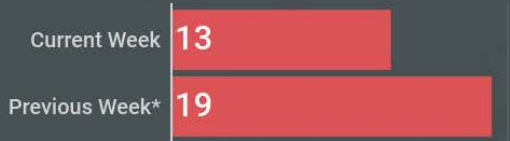
Metric: Outbreaks



14 congregate setting

Disease Severity

Metric: Hospitalizations[^]

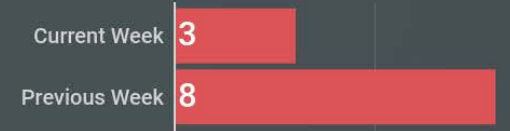


4.0%
Cases were hospitalized



1.1%
Cases were in ICU

Metric: Deaths



0.6%
Cases died

[^]Previous week's data may change due to a lag in reporting. Current week is the most recent week ending on Sunday.

STATE'S REGIONAL STAY AT HOME ORDER LIFTED 1/25/21



Region	Projected ICU Capacity on 2/21
Southern California	33.3%
San Joaquin Valley	22.3%
Bay Area	25%
Greater Sacramento	27.3%
Northern California	18.9%

Projected capacity depends on 4 variables:

- Current estimated ICU capacity available
- Current community transmission
- Current regional case rates
- Proportion of cases admitted to the ICU



WHAT DOES THIS MEAN?



- Napa County lands back in the Purple Tier
- Removes the Limited SAH Order (curfew)
- Current ICU capacity is 10%
- Hospital surge state health officer order will still take effect for counties where ICU availability for that county is ten percent (10%) or less
 - All hospitals and ambulatory surgery centers operating under the hospital license shall delay Elective Surgery Acuity Scale (ESAS) Tier 1 and 2 surgical procedures

SECTORS	Widespread Tier 1	Substantial Tier 2	Moderate Tier 3	Minimal Tier 4
Critical Infrastructure	Open with modifications	Open with modifications	Open with modifications	Open with modifications
Gatherings*	Outdoor gatherings only with modifications <ul style="list-style-type: none"> Max 3 households 	Indoor gatherings strongly discouraged, allowed with modifications <ul style="list-style-type: none"> Max 3 households 	Indoor gatherings strongly discouraged, allowed with modifications <ul style="list-style-type: none"> Max 3 households 	Indoor gatherings strongly discouraged, allowed with modifications <ul style="list-style-type: none"> Max 3 households
Limited Services	Open with modifications	Open with modifications	Open with modifications	Open with modifications
Outdoor Playgrounds & Outdoor Recreational Facilities **	Open with modifications	Open with modifications	Open with modifications	Open with modifications
Hair Salons & Barbershops	Open Indoors with modifications	Open indoors with modifications	Open indoors with modifications	Open indoors with modifications

SECTORS	Widespread Tier 1	Substantial Tier 2	Moderate Tier 3	Minimal Tier 4
All Retail (including critical infrastructure, except standalone grocers)	Open Indoors with modifications <ul style="list-style-type: none"> Max 25% capacity 	Open Indoors with modifications <ul style="list-style-type: none"> Max 50% capacity 	Open Indoors with modifications	Open Indoors with modifications
Shopping Centers (Malls, Destination Centers, Swap Meets)	Open Indoors with modifications <ul style="list-style-type: none"> Max 25% capacity Closed common areas Closed food courts 	Open indoors with modifications <ul style="list-style-type: none"> Max 50% capacity Closed common areas Reduced capacity food courts (see restaurants) 	Open indoors with modifications <ul style="list-style-type: none"> Closed common areas Reduced capacity food courts (see restaurants) 	Open Indoors with modifications <ul style="list-style-type: none"> Reduced capacity food courts (see restaurants)
Personal Care Services***	Open Indoors with modifications	Open indoors with modifications	Open indoors with modifications	Open indoors with modifications
Museums, Zoos, and Aquariums	Outdoor Only with modifications	Open indoors with modifications <ul style="list-style-type: none"> Indoor activities max 25% capacity 	Open indoors with modifications <ul style="list-style-type: none"> Indoor activities max 50% capacity 	Open indoors with modifications

SECTORS	Widespread Tier 1	Substantial Tier 2	Moderate Tier 3	Minimal Tier 4
Places of Worship	Outdoor Only with modifications	Open indoors with modifications <ul style="list-style-type: none"> Max 25% capacity or 100 people, whichever is fewer 	Open indoors with modifications <ul style="list-style-type: none"> Max 50% capacity or 200 people, whichever is fewer 	Open indoors with modifications <ul style="list-style-type: none"> Max 50% capacity
Movie Theaters	Outdoor Only with modifications	Open Indoors with modifications <ul style="list-style-type: none"> Max 25% capacity or 100 people, whichever is fewer 	Open indoors with modifications <ul style="list-style-type: none"> Max 50% capacity or 200 people, whichever is fewer 	Open indoors with modifications <ul style="list-style-type: none"> Max 50% capacity
Hotels and Lodging	Open with modifications	Open with modifications <ul style="list-style-type: none"> +Fitness centers (+10%) 	Open with modifications <ul style="list-style-type: none"> +Fitness centers (+25%) +Indoor pools 	Open with modifications <ul style="list-style-type: none"> +Fitness Centers (50%) +Spa facilities etc.
Gyms and Fitness Centers	Outdoor Only with modifications	Open indoors with modifications <ul style="list-style-type: none"> Max 10% capacity +Climbing walls 	Open indoors with modifications <ul style="list-style-type: none"> Max 25% capacity +Indoor pools 	Open indoors with modifications <ul style="list-style-type: none"> +Saunas +Steam rooms Max 50% capacity

SECTORS	Widespread Tier 1	Substantial Tier 2	Moderate Tier 3	Minimal Tier 4
Restaurants	Outdoor Only with modifications	Open indoors with modifications <ul style="list-style-type: none"> Max 25% capacity or 100 people, whichever is fewer 	Open indoors with modifications <ul style="list-style-type: none"> Max 50% capacity or 200 people, whichever is fewer 	Open indoors with modifications <ul style="list-style-type: none"> Max 50% capacity
Wineries	Outdoor Only with modifications	Outdoor Only with modifications	Open indoors with modifications <ul style="list-style-type: none"> Max 25% capacity indoors, or 100 people, whichever is fewer 	Open indoors with modifications <ul style="list-style-type: none"> Max 50% capacity or 200 people indoors, whichever is fewer
Bars, Breweries, and Distilleries (where no meal provided) (follow restaurant guidance where meal is provided)	Closed	Closed	Open Outdoors with modifications	Open indoors with modifications <ul style="list-style-type: none"> Max 50% capacity
Family Entertainment Centers	Outdoor Only with modifications e.g. <ul style="list-style-type: none"> Kart Racing Mini Golf Batting Cages 	Outdoor Only with modifications e.g. <ul style="list-style-type: none"> Kart Racing Mini Golf Batting Cages 	Open Indoors for naturally distanced activities with modifications <ul style="list-style-type: none"> Max 25% capacity Bowling Alleys 	Open indoors for activities with increased risk of proximity and mixing with modifications <ul style="list-style-type: none"> Max 50% capacity Arcade Games Ice and roller skating Indoor playgrounds

SECTORS	Widespread Tier 1	Substantial Tier 2	Moderate Tier 3	Minimal Tier 4
Cardrooms, Satellite Wagering	Outdoor Only with modifications	Outdoor Only with modifications	Open indoors with modifications <ul style="list-style-type: none"> Max 25% capacity 	Open indoors with modifications <ul style="list-style-type: none"> Max 50% capacity
Offices	Remote	Remote	Open indoors with modifications <ul style="list-style-type: none"> Encourage telework 	Open indoors with modifications <ul style="list-style-type: none"> Encourage telework
Professional Sports	Open <ul style="list-style-type: none"> Without live audiences With modifications 	Open <ul style="list-style-type: none"> Without live audiences With modifications 	Open <ul style="list-style-type: none"> Without live audiences With modifications 	Open <ul style="list-style-type: none"> Without live audiences With modifications
Live Audience Sports***	Closed	Closed	Outdoors Only <ul style="list-style-type: none"> Max 20% Regional visitors (120 miles) Advanced reservations only Assigned seating only In-seat concessions only (No concourse sales) 	Outdoors Only <ul style="list-style-type: none"> Max 25% Regional visitors (120 miles) Advanced reservations only Assigned seating only In-seat concessions only (No concourse sales)

COVID-19 VACCINATION UPDATE



A Tradition of Stewardship
A Commitment to Service


Vaccines Administered in Napa County to Date

The total number of vaccines administered includes Napa County residents, as well as non-residents eligible for vaccination based on place of work.

Cantidad de vacunas administradas en el condado de Napa

El número total de vacunas administradas incluye residentes del condado de Napa y personas que no son residentes elegibles debido a su lugar del trabajo.

Total:
15,831 doses



FREQUENTLY CHANGING STATE GUIDANCE



- Governor's Million Doses Initiative led to realization Napa County has the capacity to vaccinate many, but limited by vaccine supply
- Mixed messages about available vaccine supply
- Previous Phase 1B Tier 1:
 - 75 years of age or older (Around 9K)
 - First responders
 - Education and childcare
 - Food and agriculture
- Phase 1B Tier 1 changes now prioritizes people 65 years of age or older (17.4% of Napa County's population – over 24K)

PRIORITIZATION GUIDANCE AS IT CURRENTLY STANDS




- Vaccinate Phase 1a Tiers 1-3 for those who missed previous opportunities (healthcare workers)
- Continue through 65+, healthcare workers, and prioritize first responders, food & agriculture workers, teachers and school staff
 - 75 plus
 - 65-74 with medical conditions
 - 65-74 without medical conditions
 - Prioritize disproportionately impacted populations
- Transition to age-based eligibility

PROGRESS THROUGH PHASES AND TIERS



STATUS: PHASE 1a / 1b-TIER 1



- Finishing Phase 1A
- Phase 1B Tier 1
 - Prioritizing 75 plus
 - Working through education and childcare and other missed sectors
- Insufficient vaccine supply may keep us at this phase and tier for a while

UTILIZING VS SAVING SECOND DOSES



- Statewide, local health jurisdictions and healthcare systems are being asked not to save vaccines for second doses and are getting pressured to use them
- CDPH will reallocate or enable local health officers to reallocate vaccines from providers who have not used at least 65% of their available supply on hand for a week and have not submitted a plan for administering the remaining vaccine to prioritized populations within four days of notice

DELAYING 2ND DOSES NOT BACKED BY STATE OR FEDERAL GUIDANCE



- Decision to use second doses as first doses is not backed by vaccine rationing strategies and supply is uncertain
- UK proposed dose changes for how COVID vaccine is used:
 - Give only half the dose of vaccine assessed in the clinical trials
 - Delay administration of the second dose of the vaccine beyond the three-or four-week intervals tested in the phase 3 trials.
- The FDA and Western States Scientific Safety Review Workgroup concluded that the scientific data available to support the proposed changes are extremely limited

WE CANNOT BE COMPLACENT



- Practice the 3 Ws or the 4 M's: Masking, minimizing mixing and movement
- Let's pull away from **PURPLE**

