

“D”

Use Permit Application Packet



file No P18-00117

A Tradition of Stewardship
A Commitment to Service

Napa County
Planning, Building, and Environmental Services
1195 Third Street, Suite 210, Napa, California, 94559 phone (707) 253-4417
web www.countyofnapa.org email planning@countyofnapa.org

Use Permit Application

To be completed by Planning staff...

Application Type: Use Permit

Date Submitted: 3/29/2018 Resubmittal(s): _____ Date Complete: _____

Request: New 71,246 s.f. light industrial building

*Application Fee Deposit: \$ _____ Receipt No. _____ Received by: _____ Date: _____

**Total Fees will be based on actual time and materials*

To be completed by applicant...

Project Name: INNOVA Gateway

Assessor's Parcel No: 057-200-002 & 057-200-003 Existing Parcel Size: 4.36 ac.

Site Address/Location: 115 Gateway Road East Napa CA 94558
No. Street City State Zip

Primary Contact: Owner Applicant Representative (attorney, engineer, consulting planner, etc.)

Property Owner: INNOVA Fund II, LLC

Mailing Address: 8605 Santa Monica Blvd. Suite #75763 Los Angeles, CA 90069
No. Street City State Zip

Telephone No: (800) 704 - 3890 E-Mail: andrew@innova.build

Applicant (if other than property owner): Todd Bethke

Mailing Address: 8605 Santa Monica Blvd. Suite #75763 Los Angeles, CA 90069
No. Street City State Zip

Telephone No: (800) 704 - 3890 E-Mail: todd@innova.build

Representative (if applicable): _____

Mailing Address: _____
No. Street City State Zip

Telephone No: (____) _____ - _____ E-Mail: _____

Use Permit Information Sheet

Use

Narrative description of the proposed use (please attach additional sheets as necessary):

General spec industrial warehouse

What, if any, additional licenses or approvals will be required to allow the use?

District _____ Regional _____

State _____ Federal _____

Improvements

Narrative description of the proposed on-site and off-site improvements (please attach additional sheets as necessary):

On-site improvements are the construction of a +/- 71,000 square foot concrete tilt-up building that currently has no leased tenants.

There will be two loading docks areas on Gateway Road side and will continue the meandering sidewalk along the street frontage.

Off-site improvements will be limited or unnecessary because all utilities have been stubbed to the site to the back of curb.

Improvements, cont.

Total on-site parking spaces: NA existing 70 proposed

Loading areas: NA existing 8 proposed

Fire Resistivity (check one; if not checked, Fire Marshal will assume Type V – non rated):

Type I FR Type II 1 Hr Type II N (non-rated) Type III 1 Hr Type III N

Type IV H.T. (Heavy Timber) Type V 1 Hr. Type V (non-rated)
(for reference, please see the latest version of the California Building Code)

Is the project located in an Urban/Wildland Interface area? Yes No

Total land area to be disturbed by project (include structures, roads, septic areas, landscaping, etc): 4.36 acres

Employment and Hours of Operation

Days of operation: NA existing 5 proposed

Hours of operation: NA existing 7:00am-5:00pm proposed

Anticipated number of employee shifts: NA existing unknown proposed

Anticipated shift hours: NA existing unknown proposed

Maximum Number of on-site employees:

10 or fewer 11-24 25 or greater (specify number) Unknown




Certification and Indemnification

Applicant certifies that all the information contained in this application, including all information required in the Checklist of Required Application Materials and any supplemental submitted information including, but not limited to, the information sheet, water supply/waste disposal information sheet, site plan, floor plan, building elevations, water supply/waste disposal system site plan and toxic materials list, is complete and accurate to the best of his/her knowledge. Applicant and property owner hereby authorize such investigations including access to County Assessor's Records as are deemed necessary by the County Planning Division for preparation of reports related to this application, *including the right of access to the property involved.*

Pursuant to Chapter 1.30 of the Napa County Code, as part of the application for a discretionary land use project approval for the project identified below, Applicant agrees to defend, indemnify, release and hold harmless Napa County, its agents, officers, attorneys, employees, departments, boards and commissions (hereafter collectively "County") from any claim, action or proceeding (hereafter collectively "proceeding") brought against County, the purpose of which is to attack, set aside, void or annul the discretionary project approval of the County, or an action relating to this project required by any such proceeding to be taken to comply with the California Environmental Quality Act by County, or both. This indemnification shall include, but not be limited to damages awarded against the County, if any, and cost of suit, attorneys' fees, and other liabilities and expenses incurred in connection with such proceeding that relate to this discretionary approval or an action related to this project taken to comply with CEQA whether incurred by the Applicant, the County, and/or the parties initiating or bringing such proceeding. Applicant further agrees to indemnify the County for all of County's costs, attorneys' fees, and damages, which the County incurs in enforcing this indemnification agreement.

Applicant further agrees, as a condition of project approval, to defend, indemnify and hold harmless the County for all costs incurred in additional investigation of or study of, or for supplementing, redrafting, revising, or amending any document (such as an EIR, negative declaration, specific plan, or general plan amendment) if made necessary by said proceeding and if the Applicant desires to pursue securing approvals which are conditioned on the approval of such documents.

In the event any such proceeding is brought, County shall promptly notify the Applicant of the proceeding, and County shall cooperate fully in the defense. If County fails to promptly notify the Applicant of the proceeding, or if County fails to cooperate fully in the defense, the Applicant shall not thereafter be responsible to defend, indemnify, or hold harmless the County. The County shall retain the right to participate in the defense of the proceeding if it bears its own attorneys' fees and costs, and defends the action in good faith. The Applicant shall not be required to pay or perform any settlement unless the settlement is approved by the Applicant.

<p>ANDREW KILPATRICK</p> <hr/> <p>Print Name of Property Owner</p> <p></p> <hr/> <p>Signature of Property Owner</p>	<p> Todd Bethke</p> <hr/> <p>Print Name Signature of Applicant (if different)</p> <p></p> <hr/> <p>Signature of Applicant</p>
<p>3-29-18</p> <hr/> <p>Date</p>	<p>3-29-18</p> <hr/> <p>Date</p>

Water Supply/ Waste Disposal Information Sheet

Water Supply

Please attach completed Phase I Analysis sheet.

	Domestic	Emergency
Proposed source of water (e.g., spring, well, mutual water company, city, district, etc.):	<u>City</u>	<u>City</u>
Name of proposed water supplier (if water company, city, district):	<u>City of American Canyon</u>	<u>City of Amer Canyon</u>
Is annexation needed?	<input type="checkbox"/> Yes <input checked="" type="checkbox"/> No	<input type="checkbox"/> Yes <input checked="" type="checkbox"/> No
Current water use:	<u>0</u> gallons per day (gal/d)	
Current water source:	<u>N/A</u>	<u>N/A</u>
Anticipated future water demand:	<u>784</u> gal/d	<u>2000</u> gal/d
Water availability (in gallons/minute):	<u>City</u> gal/m	<u>City</u> gal/m
Capacity of water storage system:	<u>City</u> gal	<u>City</u> gal
Type of emergency water storage facility if applicable (e.g., tank, reservoir, swimming pool, etc.):	<u>City/Tank</u>	

Liquid Waste

Please attach Septic Feasibility Report

	Domestic	Other
Type of waste:	<u>sewage</u>	<u>N/A</u>
Disposal method (e.g., on-site septic system, on-site ponds, community system, district, etc.):	<u>District</u>	<u>N/A</u>
Name of disposal agency (if sewage district, city, community system):	<u>Napa Sanitation District</u>	<u>N/A</u>
Is annexation needed?	<input type="checkbox"/> Yes <input checked="" type="checkbox"/> No	<input type="checkbox"/> Yes <input type="checkbox"/> No
Current waste flows (peak flow):	<u>0</u> gal/d	<u>N/A</u> gal/d
Anticipated future waste flows (peak flow):	<u>784</u> gal/d	<u>N/A</u> gal/d
Future waste disposal design capacity:	<u>District</u> gal/d	<u>N/A</u> gal/d

Solid Waste and Recycling Storage and Disposal

Please include location and size of solid waste and recycling storage area on site plans in accordance with the guidelines available at www.countyofnapa.org/dem.

Hazardous and/or Toxic Materials

If your facility generates hazardous waste or stores hazardous materials above threshold planning quantities (55 gallons liquid, 500 pounds solid or 200 cubic feet of compressed gas) then a hazardous materials business plan and/or a hazardous waste generator permit will be required.

Grading Spoils Disposal

Where will grading spoils be disposed of?

(e.g. on-site, landfill, etc. If off-site, please indicate where off-site): On Site



A Tradition of Stewardship
A Commitment to Service

Planning, Building & Environmental Services - David Morrison, Director
1195 Third Street, Napa, CA 94559 - (707) 253-4417 - www.countyofnapa.org

Project name & APN: INNOVA Gateway & 057-200-002 & 003

Project number if known: _____

Contact person: Todd Bethke

Contact email & phone number: todd@innova.build 415-996-3113

Today's date: MARCH 2018

Voluntary Best Management Practices Checklist for Development Projects

Napa County General Plan Policy CON-65 (e) and Policy CON-67 (d) requires the consideration of Greenhouse Gas (GHG) emissions in the review of discretionary projects and to promote and encourage "green building" design. The below Best Management Practices (BMPs) reduce GHG emissions through energy and water conservation, waste reduction, efficient transportation, and land conservation. The voluntary checklist included here should be consulted early in the project and be considered for inclusion in new development. It is not intended, and likely not possible for all projects to adhere to all of the BMPs. Rather, these BMPs provide a portfolio of options from which a project could choose, taking into consideration cost, co-benefits, schedule, and project specific requirements. Please check the box for all BMPs that your project proposes to include and include a separate narrative if your project has special circumstances.

Practices with Measurable GHG Reduction Potential

The following measures reduce GHG emissions and if needed can be calculated. They are placed in descending order based on the amount of emission reduction potential.

Already Plan
Doing To Do

ID # BMP Name

BMP-1 Generation of on-site renewable energy

If a project team designs with alternative energy in mind at the conceptual stage it can be integrated into the design. For instance, the roof can be oriented, sized, and engineered to accommodate photovoltaic (PV) panels. If you intend to do this BMP, please indicate the location of the proposed PV panels on the building elevations or the location of the ground mounted PV array on the site plan. Please indicate the total annual energy demand and the total annual kilowatt hours produced or purchased and the potential percentage reduction of electrical consumption. Please contact staff or refer to the handout to calculate how much electrical energy your project may need.

BMP-2 Preservation of developable open space in a conservation easement

Please indicate the amount and location of developable land (i.e.: under 30% slope and not in creek setbacks or environmentally sensitive areas for vineyards) conserved in a permanent easement to prohibit future development.

Already Doing Plan To Do

BMP-3 Habitat restoration or new vegetation (e.g. planting of additional trees over 1/2 acre)
Napa County is famous for its land stewardship and preservation. Restoring areas within the creek setback reduces erosion potential while planting areas that are currently hardscape (such as doing a bio-retention swale rather than underground storm drains) reduces storm water and helps the groundwater recharge. Planting trees can also increase the annual uptake of CO2e and add the County's carbon stock.

BMP-4 Alternative fuel and electrical vehicles in fleet
The magnitude of GHG reductions achieved through implementation of this measure varies depending on the analysis year, equipment, and fuel type replaced.

Number of total vehicles _____
Typical annual fuel consumption or VMT _____
Number of alternative fuel vehicles _____
Type of fuel/vehicle(s) _____
Potential annual fuel or VMT savings _____

BMP-5 Exceed Title 24 energy efficiency standards: Build to CALGREEN Tier 2
The California Building Code update effective January 1, 2011 has new mandatory green building measures for all new construction and has been labeled CALGREEN. CALGREEN provides two voluntary higher levels labeled CALGREEN Tier I and CALGREEN Tier II. Each tier adds a further set of green building measures that go above and beyond the mandatory measures of the Code. In both tiers, buildings will use less energy than the current Title 24 California Energy Code. Tier I buildings achieve at least a 15% improvement and Tier 2 buildings are to achieve a 30% improvement. Both tiers require additional non-energy prerequisites, as well as a certain number of elective measures in each green building category (energy efficiency, water efficiency, resource conservation, indoor air quality and community).

BMP-6 Vehicle Miles Traveled (VMT) reduction plan
Selecting this BMP states that the business operations intend to implement a VMT reduction plan reducing annual VMTs by at least 15%.

Tick box(es) for what your Transportation Demand Management Plan will/does include:

- employee incentives
- employee carpool or vanpool
- priority parking for efficient transportation (hybrid vehicles, carpools, etc.)
- bike riding incentives
- bus transportation for large marketing events
- Other: _____

Estimated annual VMT _____

Potential annual VMT saved _____
% Change _____

Already Doing Plan To Do

- BMP-7 Exceed Title 24 energy efficiency standards: Build to CALGREEN Tier 1**

See description below under BMP-5.

- BMP-8 Solar hot water heating**

Solar water heating systems include storage tanks and solar collectors. There are two types of solar water heating systems: active, which have circulating pumps and controls, and passive, which don't. Both of them would still require additional heating to bring them to the temperature necessary for domestic purposes. They are commonly used to heat swimming pools.

- BMP-9 Energy conserving lighting**

Lighting is approximately 25% of typical electrical consumption. This BMP recommends installing or replacing existing light bulbs with energy-efficient compact fluorescent (CF) bulbs or Light Emitting Diode (LED) for your most-used lights. Although they cost more initially, they save money in the long run by using only 1/4 the energy of an ordinary incandescent bulb and lasting 8-12 times longer. Typical payback from the initial purchase is about 18 months.

- BMP-10 Energy Star Roof/Living Roof/Cool Roof**

Most roofs are dark-colored. In the heat of the full sun, the surface of a black roof can reach temperatures of 158 to 194 °F. Cool roofs, on the other hand, offer both immediate and long-term benefits including reduced building heat-gain and savings of up to 15% the annual air-conditioning energy use of a single-story building. A cool roof and a green roof are different in that the green roof provides living material to act as a both heat sink and thermal mass on the roof which provides both winter warming and summer cooling. A green (living) roof also reduces storm water runoff.

- BMP-11 Bicycle Incentives**

Napa County Zoning Ordinance requires 1 bicycle rack per 20 parking spaces (§18.110.040). Incentives that go beyond this requirement can include on-site lockers for employees, showers, and for visitor's items such as directional signs and information on biking in Napa. Be creative!

- BMP-12 Bicycle route improvements**

Refer to the Napa County Bicycle Plan (NCPTA, December 2011) and note on the site plan the nearest bike routes. Please note proximity, access, and connection to existing and proposed bike lanes (Class I: Completely separated right-of-way; Class II: Striped bike lane; Class III: Signed Bike Routes). Indicate bike accessibility to project and any proposed improvements as part of the project on the site plan or describe below.

Already Plan
Doing To Do

BMP-13 Connection to recycled water

Recycled water has been further treated and disinfected to provide a non-potable (non-drinking water) water supply. Using recycled water for irrigation in place of potable or groundwater helps conserve water resources.

BMP-14 Install Water Efficient fixtures

WaterSense, a partnership program by the U.S. Environmental Protection Agency administers the review of products and services that have earned the WaterSense label. Products have been certified to be at least 20 percent more efficient without sacrificing performance. By checking this box you intend to install water efficient fixtures or fixtures that conserve water by 20%.

BMP-15 Low-impact development (LID)

LID is an approach to land development (or re-development) that works with nature to manage storm water as close to its source as possible. LID employs principles such as preserving and recreating natural landscape features, minimizing effective imperviousness to create functional and appealing site drainage that treat storm water as a resource rather than a waste product. There are many practices that have been used to adhere to these principles such as bioretention facilities, rain gardens, vegetated rooftops, rain barrels, and permeable pavements. By implementing LID principles and practices, water can be managed in a way that reduces the impact of built areas and promotes the natural movement of water within an ecosystem or watershed. Please indicate on the site or landscape plan how your project is designed in this way.

BMP-16 Water efficient landscape

If your project is a residential development proposing in excess of 5,000 sq. ft. or a commercial development proposing in excess of 2,500 sq. ft. The project will be required to comply with the Water Efficient Landscape Ordinance (WELO).

Please check the box if you will be complying with WELO or If your project is smaller than the minimum requirement and you are still proposing drought tolerant, zeroscape, native plantings, zoned irrigation or other water efficient landscape.

BMP-17 Recycle 75% of all waste

Did you know that the County of Napa will provide recycling collectors for the interior of your business at no additional charge? With single stream recycling it is really easy and convenient to meet this goal. To qualify for this BMP, your business will have to be aggressive, proactive and purchase with this goal in mind.

Already Plan
Doing To Do

BMP-18 Compost 75% food and garden material

The Napa County food composting program is for any business large or small that generates food scraps and compostable, including restaurants, hotels, wineries, assisted living facilities, grocery stores, schools, manufacturers, cafeterias, coffee shops, etc. All food scraps (including meat & dairy) as well as soiled paper and other compostable - see <http://www.naparecycling.com/foodcomposting> for more details.

BMP-19 Implement a sustainable purchasing and shipping programs

Environmentally Preferable Purchasing (EPP) or Sustainable Purchasing refers to the procurement of products and services that have a reduced effect on human health and the environment when compared with competing products or services that serve the same purpose. By selecting this BMP, you agree to have an EPP on file for your employees to abide by.

BMP-20 Planting of shade trees within 40 feet of the south side of the building elevation

Well-placed trees can help keep your building cool in summer. If you choose a deciduous tree after the leaves drop in autumn, sunlight will warm your building through south and west-facing windows during the colder months. Well-designed landscaping can reduce cooling costs by 20%. Trees deliver more than energy and cost savings; they are important carbon sinks. Select varieties that require minimal care and water, and can withstand local weather extremes. Fruit or nut trees that produce in your area are great choices, providing you with local food as well as shade. Please use the site or landscape plan to indicate where trees are proposed and which species you are using.

BMP-21 Electrical Vehicle Charging Station(s)

As plug-in hybrid electric vehicles (EV) and battery electric vehicle ownership is expanding, there is a growing need for widely distributed accessible charging stations. Please indicate on the site plan where the station will be.

BMP-22 Public Transit Accessibility

Refer to <http://www.ridethevine.com/vine> and indicate on the site plan the closest bus stop/route. Please indicate if the site is accessed by transit or by a local shuttle. Provide an explanation of any incentives for visitors and employees to use public transit. Incentives can include bus passes, informational hand outs, construction of a bus shelter, transportation from bus stop, etc.

Already Plan
Doing To Do

BMP-23

Site Design that is oriented and designed to optimize conditions for natural heating, cooling, and day lighting of interior spaces, and to maximize winter sun exposure; such as a cave.

The amount of energy a cave saves is dependent on the type of soil, the microclimate, and the user's request for temperature control. Inherently a cave or a building buried into the ground saves energy because the ground is a consistent temperature and it reduces the amount of heating and cooling required. On the same concept, a building that is oriented to have southern exposure for winter warmth and shading for summer cooling with an east-west cross breeze will naturally heat, cool, and ventilate the structure without using energy. Please check this box if your design includes a cave or exceptional site design that takes into consideration the natural topography and sitting. Be prepared to explain your approach and estimated energy savings.

BMP-24 Limit the amount of grading and tree removal

Limiting the amount of earth disturbance reduces the amount of CO2 released from the soil and mechanical equipment. This BMP is for a project design that either proposes a project within an already disturbed area proposing development that follows the natural contours of the land, and that doesn't require substantial grading or tree removal.

BMP-25 Will this project be designed and built so that it could qualify for LEED?

BMP-25 (a)

LEED™ Silver (check box BMP-25 and this one)

BMP-25 (b)

LEED™ Gold (check box BMP-25, BMP-25 (a), and this box)

BMP-25 (c)

LEED™ Platinum (check all 4 boxes)

Practices with Un-Measured GHG Reduction Potential

BMP-26 Are you, or do you intend to become a Certified Green Business or certified as a "Napa Green Winery"?

As part of the Bay Area Green Business Program, the Napa County Green Business Program is a free, voluntary program that allows businesses to demonstrate the care for the environment by going above and beyond business as usual and implementing environmentally friendly business practices. For more information check out the Napa County Green Business and Winery Program at www.countyofnapa.org.

BMP-27 Are you, or do you intend to become a Certified "Napa Green Land"?

Napa Green Land, fish friendly farming, is a voluntary, comprehensive, "best practices" program for vineyards. Napa Valley vintners and growers develop farm-specific plans tailored to protect and enhance the ecological quality of the region, or create production facility programs that reduce energy and water use, waste and pollution. By selecting this measure either you are certified or you are in the process of certification.

Already Doing Plan To Do

BMP-28 Use of recycled materials

There are a lot of materials in the market that are made from recycled content. By ticking this box, you are committing to use post-consumer products in your construction and your ongoing operations.

BMP-29 Local food production

There are many intrinsic benefits of locally grown food, for instance reducing the transportation emissions, employing full time farm workers, and improving local access to fresh fruits and vegetables.

BMP-30 Education to staff and visitors on sustainable practices

This BMP can be performed in many ways. One way is to simply put up signs reminding employees to do simple things such as keeping the thermostat at a consistent temperature or turning the lights off after you leave a room. If the project proposes alternative energy or sustainable winegrowing, this BMP could include explaining those business practices to staff and visitors.

BMP-31 Use 70-80% cover crop

Cover crops reduce erosion and the amount of tilling which is required, which releases carbon into the environment.

BMP-32 Retain biomass removed via pruning and thinning by chipping the material and reusing it rather than burning on-site

By selecting this BMP, you agree not to burn the material pruned on site.

BMP-33 Are you participating in any of the above BMPS at a 'Parent' or outside location?

BMP-34 Are you doing anything that deserves acknowledgement that isn't listed above?

Comments and Suggestions on this form?

Sources:

1. *Napa County Bicycle Plan, NCTPA, December 2011*
2. *California Air Pollution Control Officers Associate (CAPCOA). January 2008. CEQA and Climate Change*
3. *Napa County General Plan, June 2008.*
4. *California Office of the Attorney General. 2010. Addressing Climate Change at the Project Level available at http://ag.ca.gov/global_warming/pdf/GW_mitigation_measures.pdf*
5. *U.S. Green Building Council (2009). LEED 2009 for New Construction and Major Renovations Rating System. Washington, DC: United States Green Building Council, Inc.*
6. *California Energy Commission (2008). Title 24, Part 6, of the California Code of Regulations: California's Energy Efficiency Standards for Residential and Nonresidential Buildings. Sacramento, CA: California Energy Commission.*
7. *U.S. Department of Energy (2010). Cool roof fact sheet.*
8. <http://www1.eere.energy.gov/buildings/ssl/ledlightingfacts.html>
9. *Compact Fluorescent Light Bulbs". Energy Star. Retrieved 2013-05-01.*
10. <http://energy.gov/energysaver/articles/solar-water-heaters>. Retrieved 2013-05-02.
11. <http://energy.gov/energysaver/articles/solar-water-heater>. Retrieved 2013-05-09
12. http://www.bchydro.com/powersmart/residential/guides_tips/green-your-home/cooling_guide/shade_trees.html
13. <http://www.napagreen.org/about>. Retrieved 2013-05-09
14. <http://www.countyofnapa.org/pages/departmentcontent.aspx?id=4294971612>
15. <http://www.napasan.com/Pages/ContentMenu.aspx?id=109>
16. <http://water.epa.gov/polwaste/green/index.cfm>