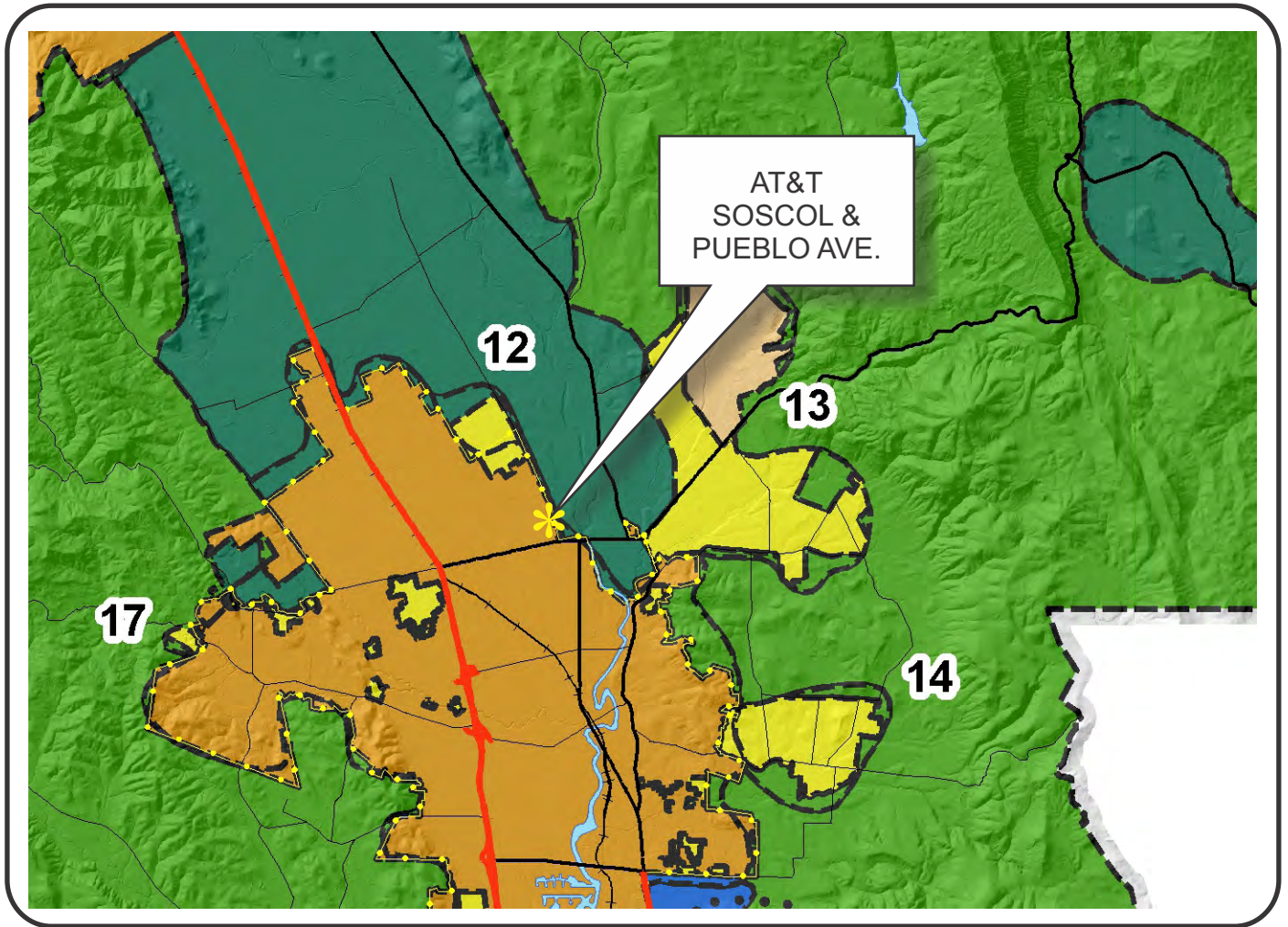








NAPA COUNTY LAND USE PLAN 2008 - 2030





LEGEND



URBANIZED OR NON-AGRICULTURAL

-  Cities
-  Urban Residential *
-  Rural Residential *
-  Industrial
-  Public-Institutional
-  Study Area

OPEN SPACE

-  Agriculture, Watershed & Open Space
-  Agricultural Resource


TRANSPORTATION

-  Mineral Resource
-  Railroad
-  Limited Access Highway
-  Major Road
-  Secondary Road
-  Airport
-  Airport Clear Zone
-  Landfill - General Plan


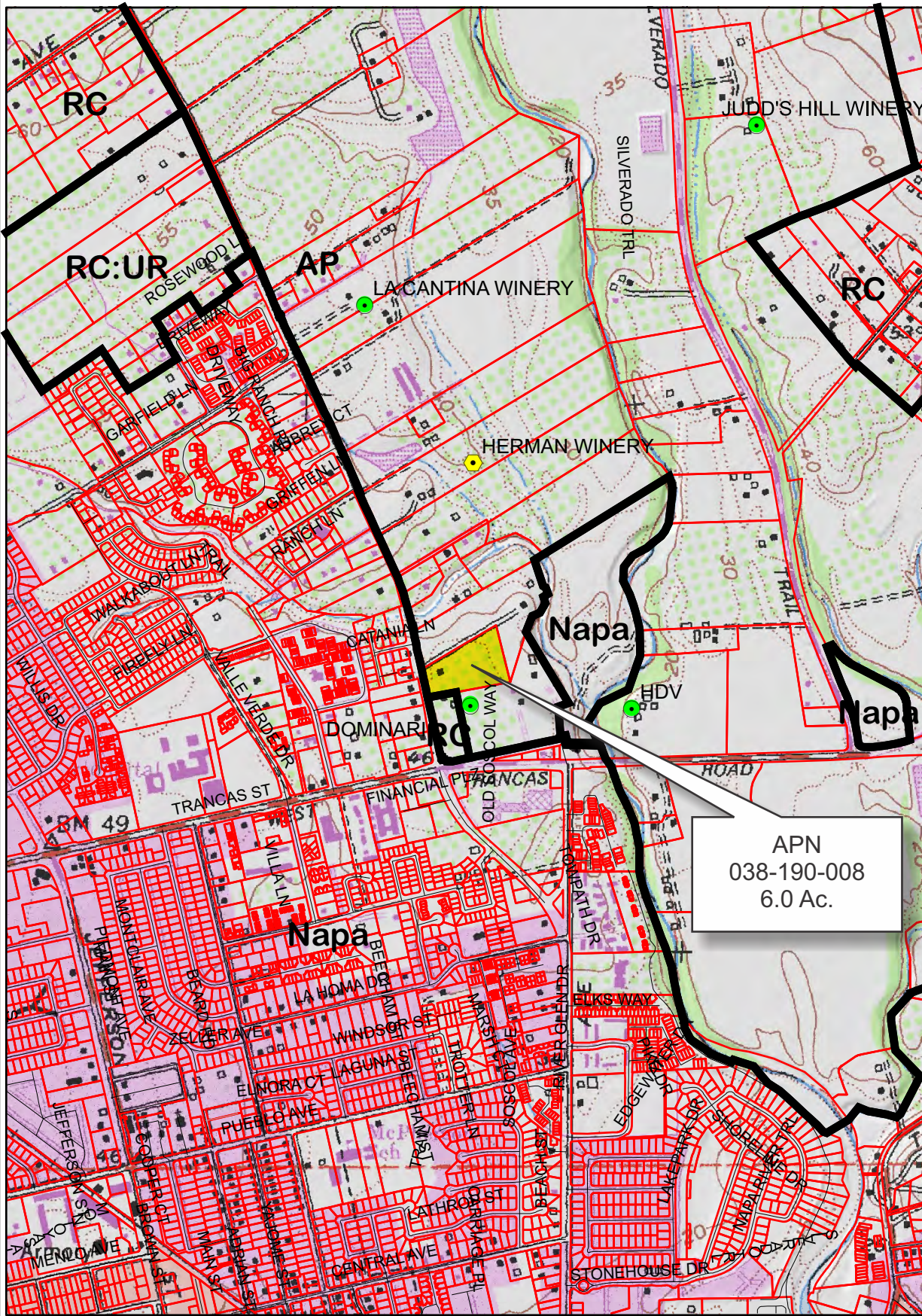
* See Action Item AG/LU-114.1 regarding agriculturally zoned areas within these land use designations

APN
038-190-008
03-11-2014
5C SPA

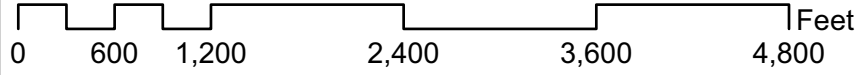
SCALE IN MILES



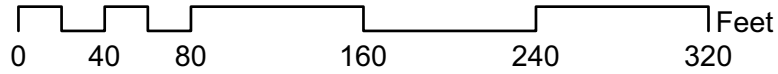
AT&T SOSCOL & PUEBLO



- Legend**
- Wineries in Vicinity
 - Producing
 - Approved
 - Pending
 - Parcels
 - Zoning

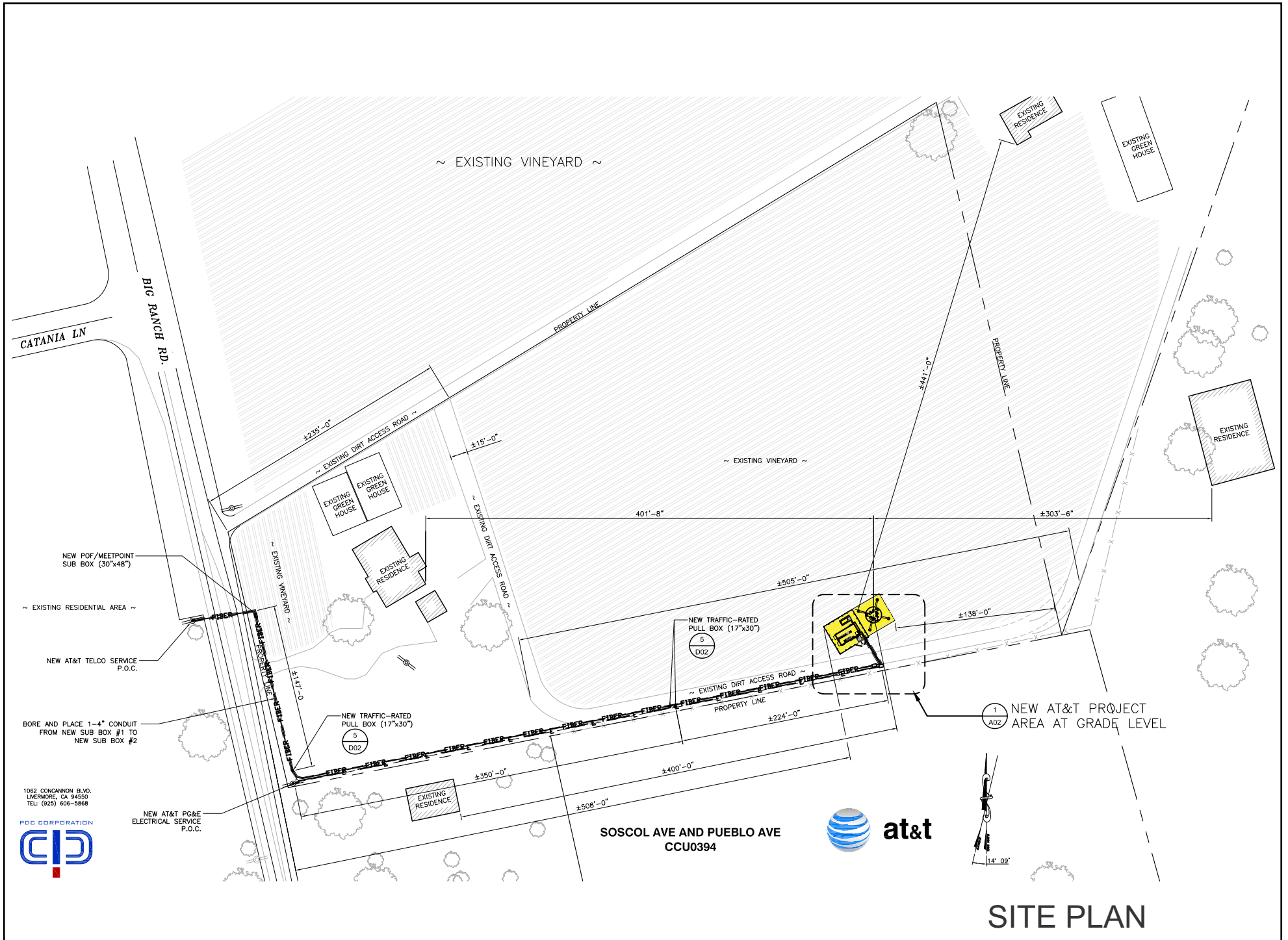


AT&T SOSCOL & PUEBLO



Existing Conditions

AT&T SOSCOL & PUEBLO



1062 CONCANNON BLVD.
LIVERMORE, CA 94550
TEL: (925) 606-5868



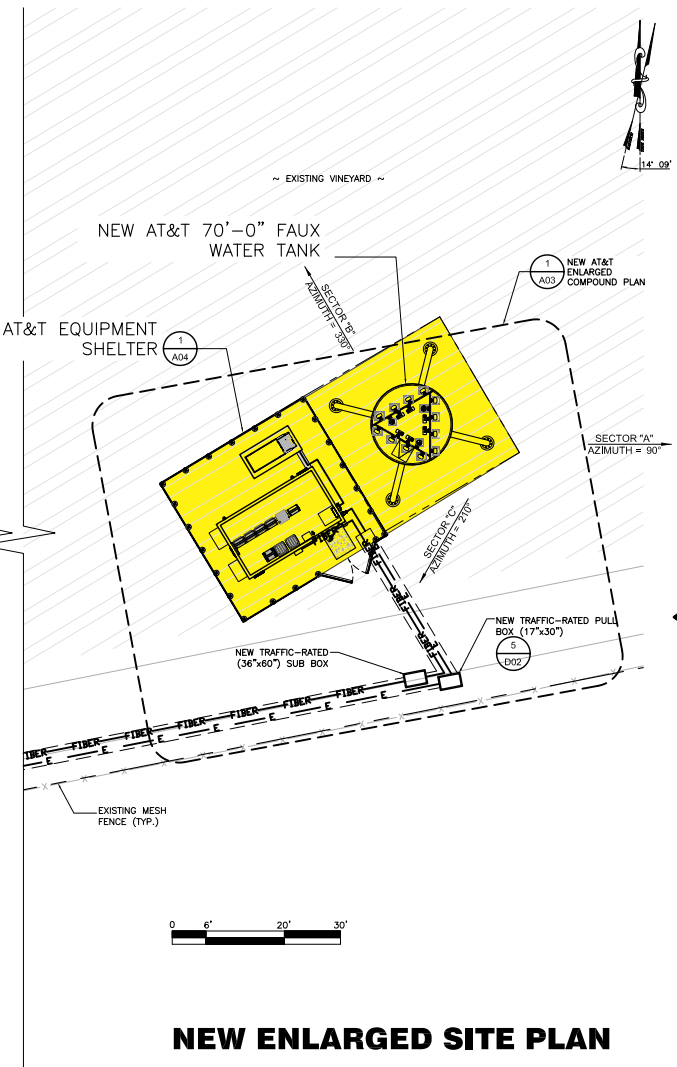
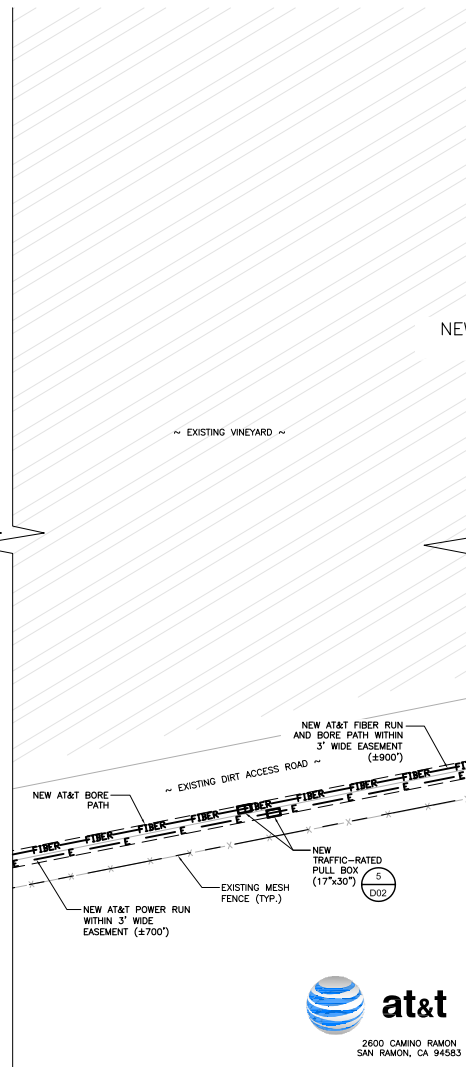
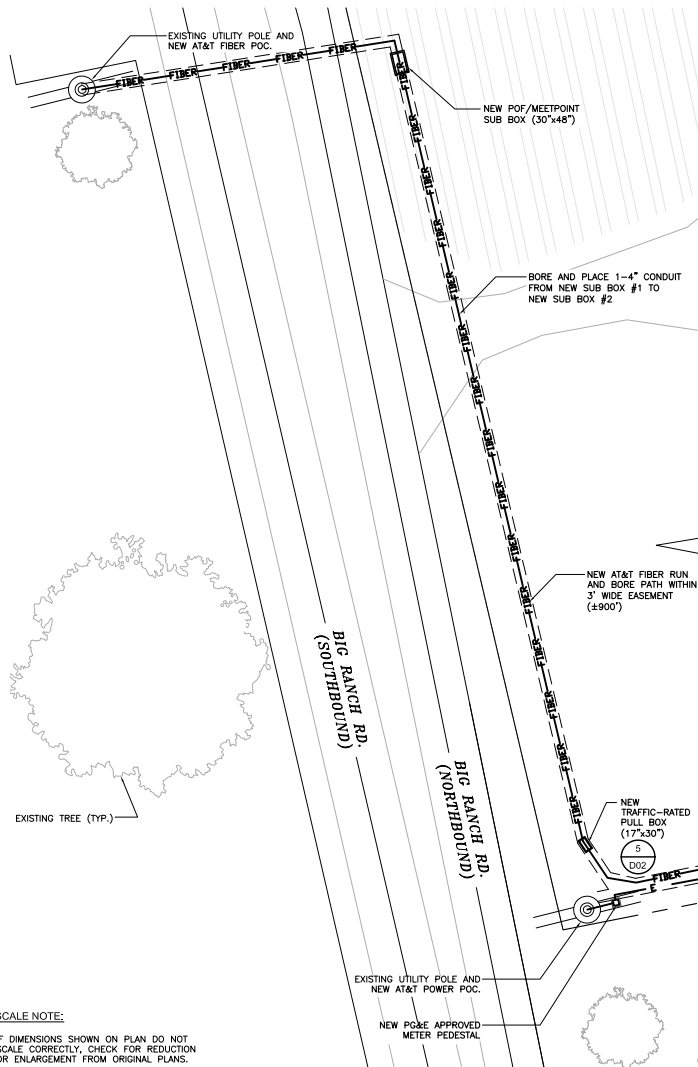
NEW AT&T PG&E
ELECTRICAL SERVICE
P.O.C.

SOSCOL AVE AND PUEBLO AVE
CCU0394



SITE PLAN

AT&T SOSCOL & PUEBLO



SCALE NOTE:
IF DIMENSIONS SHOWN ON PLAN DO NOT SCALE CORRECTLY, CHECK FOR REDUCTION OR ENLARGEMENT FROM ORIGINAL PLANS.



NEW ENLARGED SITE PLAN

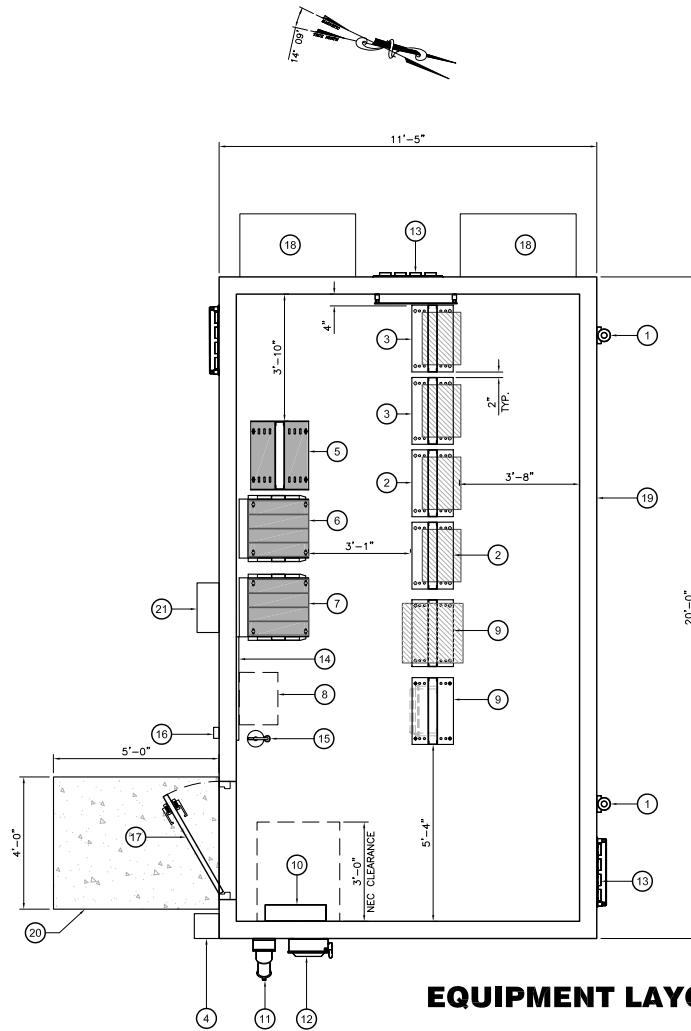
AT&T SOSCOL & PUEBLO

SCALE NOTE:

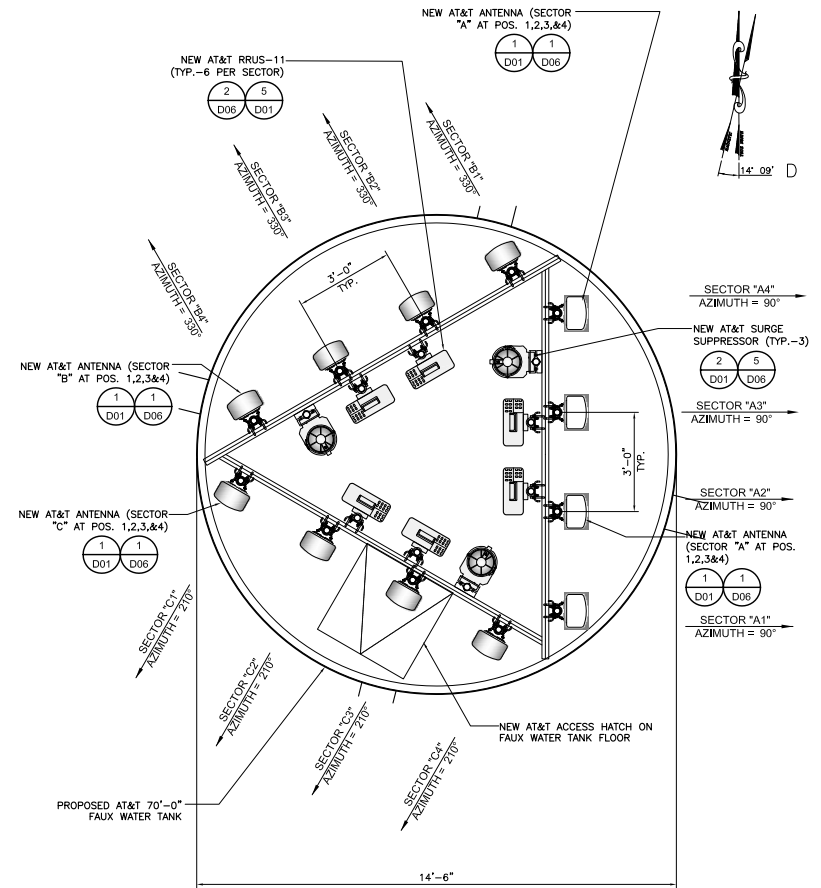
IF DIMENSIONS SHOWN ON PLAN DO NOT SCALE CORRECTLY, CHECK FOR REDUCTION OR ENLARGEMENT FROM ORIGINAL PLANS.

KEYED NOTES:

- ① NEW AT&T GPS ANTENNA MOUNTED TO EQUIPMENT SHELTER (3)
D01
- ② NEW AT&T 23" RACK FOR RBS 6601 LTE [1.5U EACH] (1)
D02
- ③ NEW AT&T 23" RACK FOR RBS 6601 UMTS [1.5U EACH] (1)
D02
- ④ NEW EXTERIOR SERVICE LIGHT
- ⑤ NEW AT&T DC POWER PLANT (1)
D02
- ⑥ NEW AT&T BATTERY RACK (2)
D02
- ⑦ FUTURE AT&T BATTERY RACK (2)
D02
- ⑧ AT&T TRANSPORT RACK / FUTURE CIENA & SIAD MOUNT IN RACK
- ⑨ FUTURE AT&T EQUIPMENT RACK (1)
D02
- ⑩ NEW AT&T 200AMP ELECTRICAL PANEL WITH INTEGRATED TRANSFER SWITCH (PROVIDED WITH SHELTER)
- ⑪ NEW GENERATOR PLUG (PROVIDED WITH SHELTER)
- ⑫ NEW AT&T DISCONNECT SWITCH (PROVIDED WITH SHELTER)
- ⑬ NEW COAX CABLE ENTRY PORT
- ⑭ NEW AT&T TELCO BOARD (PROVIDED WITH SHELTER)
- ⑮ NEW AT&T FIRE EXTINGUISHER
- ⑯ NEW FIRE DEPT KNOX KEY BOX
- ⑰ NEW AT&T EMERGENCY CONTACT INFORMATION SIGNAGE (2)
D04
- ⑱ NEW A/C UNIT (TYP-2), PROVIDED WITH SHELTER
- ⑲ NEW AT&T CA-APPROVED PREFABRICATED EQUIPMENT SHELTER TO BE OF NEUTRAL COLOR. (DEIGN BY CELLXION)
- ⑳ NEW AT&T CONCRETE STOOP (4)
D01
- ㉑ NEW 24"x24"x12" HOFFMAN BOX (FIBER ENTRANCE TO SITE ROOM)



EQUIPMENT LAYOUT



ANTENNA PLAN

AT&T SOSCOL & PUEBLO

