




- C & D RECYCLABLES LOAD-OUT AREA
- ENCLOSED C & D BUILDING
- UNLOADING AREA
- NEW CIRCULATION AREA FOR UNLOADING
- CDI PHASE 2 RECYCLING FACILITY BOUNDARY
- AUTOMATIC GATE OR TIRE DAMAGE STRAP
- TRANSFER & LOAD OUT TRUCK ENTRANCE

 New Building
 New Asphalt or Concrete
 Conceptualized Drawing DO NOT SCALE