



Summer Recycled Water Allocation and Future Considerations

Napa Sanitation District
Board of Directors Meeting
March 21, 2018



Basis of Consideration

- Strategic Plan for 2017-2019:
 - 6C. Evaluate current recycled water allocation policy
 - Determine whether there is a need to change the prioritization, and if there is additional or unused capacity that should be reallocated. Staff will prepare information for the Board to have meaningful conversations and provide direction to staff regarding the end-use of recycled water that may be available now and in the future.



History

- Phase 1 Recycled Water Expansion
 - Production capacity expansion to 3,700 AFY w/ addition of 500 sqft of sand filters and other infrastructure



History

- Resolution No. 11-004
 - Provides Policy for Future Activities Associated with Recycled Water
 - Considered how Recycled Water could be served, outlining policy objectives
 - Set out initial allocation of RW among planned customers



Slide 5

Type of User	Estimated Demand (acre-feet per year)	
	Estimated Allocation	Actual Allocation**
Existing Uses/Commitments		
Existing Customers in Service Area	1,400	1,300.6 ***
Montelcino Golf Course (Somky)	300	300
Jamieson Vineyards & Kirkland Ranch	100	98.1
MST (could be as little as 500 AF)*	700*	700
Los Carneros Water District*	450*	450
District Use (Jameson Ranch)	100	100
SUBTOTAL EXISTING USES/COMMITMENTS	3,050	2,948.7
Probable Commitments		
Infill (Kennedy Park, Industrial Parks)*	250*	301.3****
Napa State Hospital	200	250
Stanly Ranch (St. Regis)	200	200
SUBTOTAL PROBABLE COMMITMENTS	650	751.3
SUBTOTAL EXISTING USES/COMMITMENTS & PROBABLE COMMITMENTS	3,700	3,700

* This table includes changes made by the NSD Board of Directors since its initial adoption on April 6, 2011.

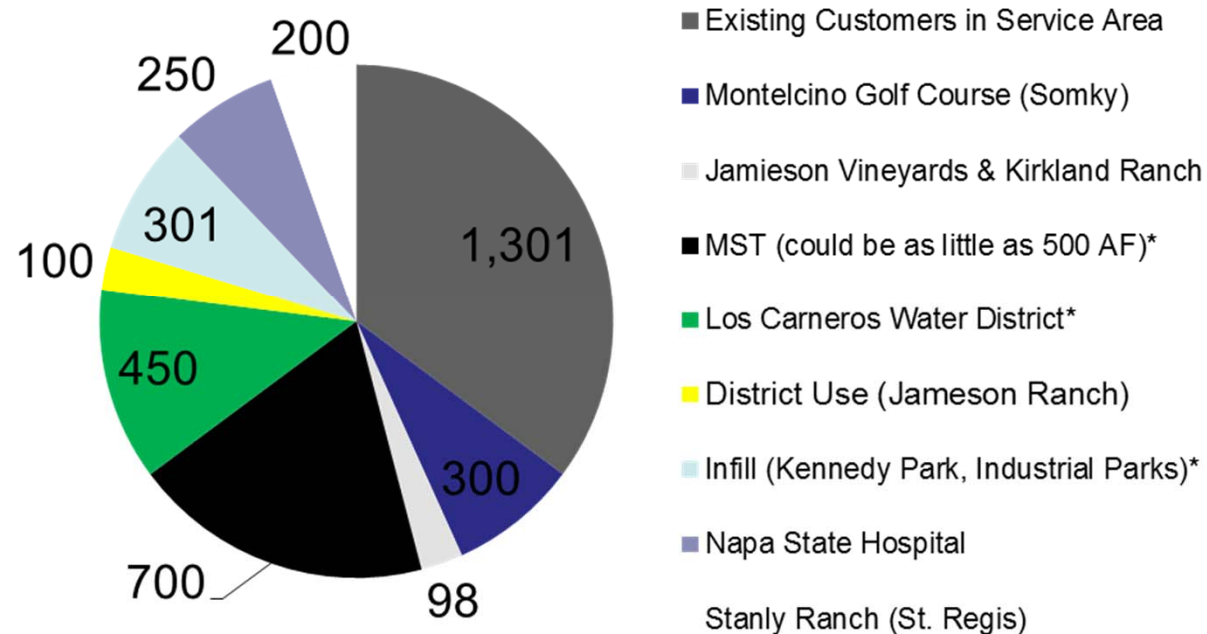
** Actual allocation is based on recycled water agreements issued.

*** Based on 2017 recycled water use data from April to October

**** Infill allocation is based on remaining supply but is within the range of approximate demand from unconnected parcels.



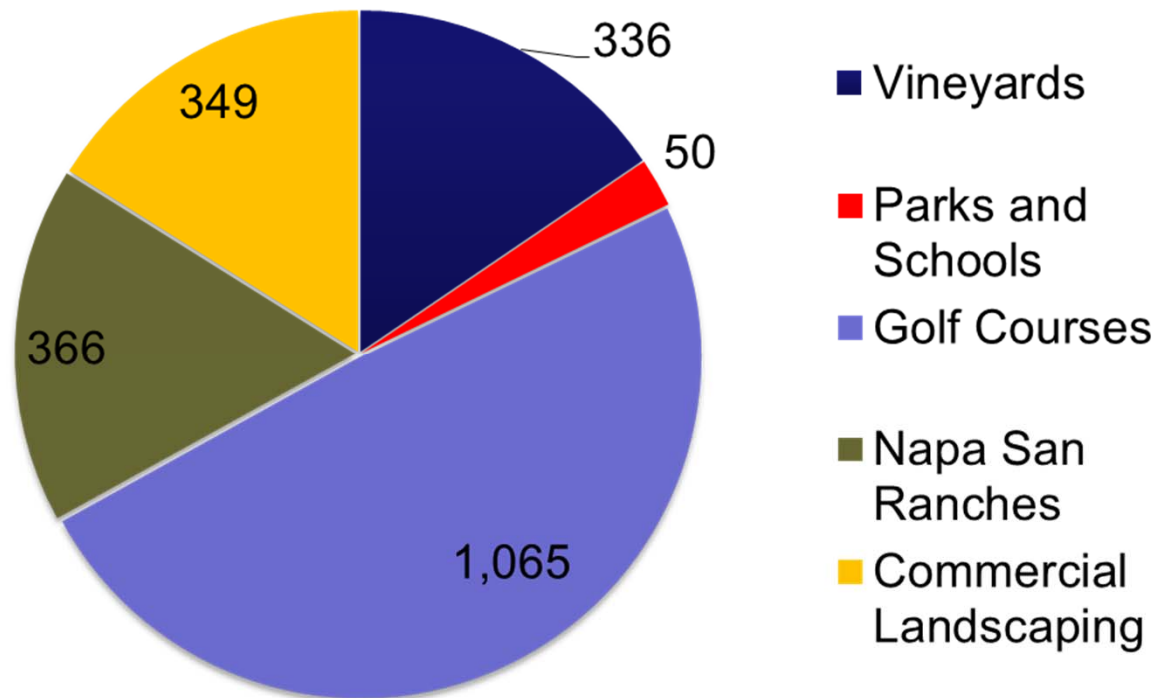
Summer Allocation (AFY)



Total: 3,700 AFY



Actual Annual Usage – 2017 (AFY)



Total: 2,166 AFY



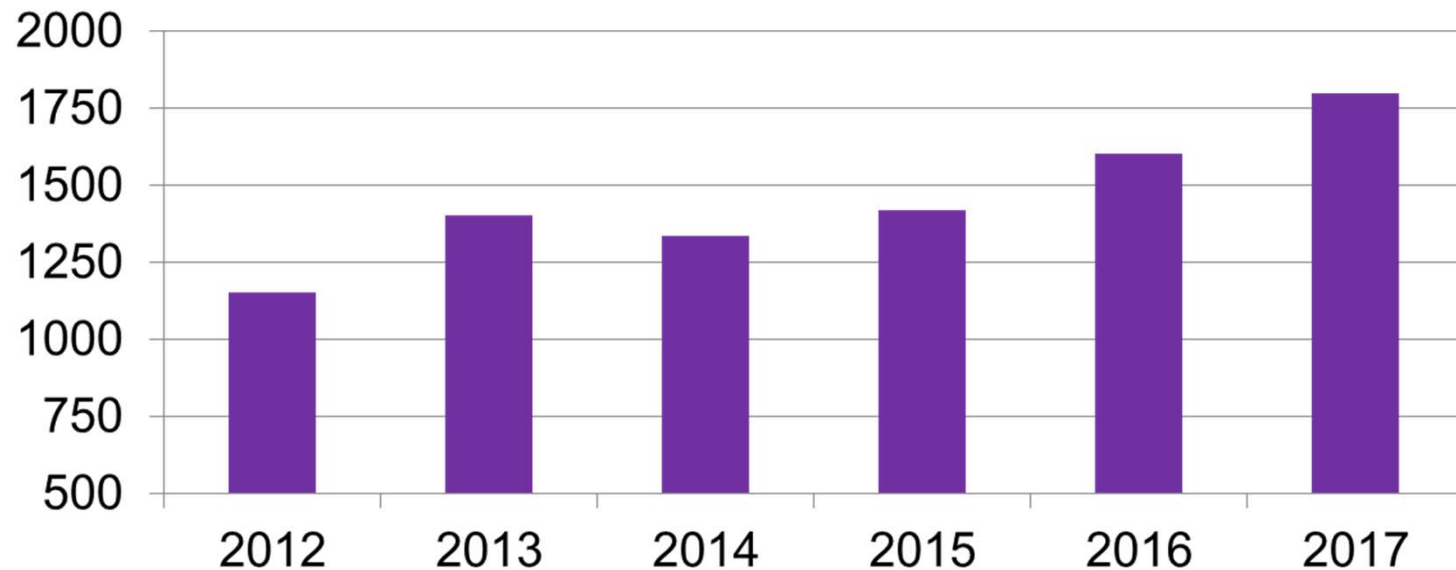
MST & LCWD

- LCWD
 - 107 total parcels
 - 39 parcels connected
 - 197 AF used in 2017 (450 AF allocation)
- MST
 - 65 total parcels
 - 16 parcels connected
 - 187 AF used in 2017 (700 AF allocation)



Growing RW Demand

RW Sold (AF)





Potable Reuse

- Should we save capacity for this?



Conclusions

- Recent wet weather has made it difficult to see how current allocations will be used.
 - Winter 2015-16 – late spring rains
 - Winter 2016-17 – 3rd wettest on record



Staff Recommendation

- Maintain existing allocation policy 11-004
- Allow time for MST/LCWD users to connect
- Allow time for NSH/Montelcino/Stanly Ranch Resort to connect (not expected in near-term)
- Evaluate system-wide summer demands w/o wet spring conditions
- Provide update to Board in March 2019 for reevaluation