



COVID-19 (SARS-CoV-2) UPDATES

March 23, 2021

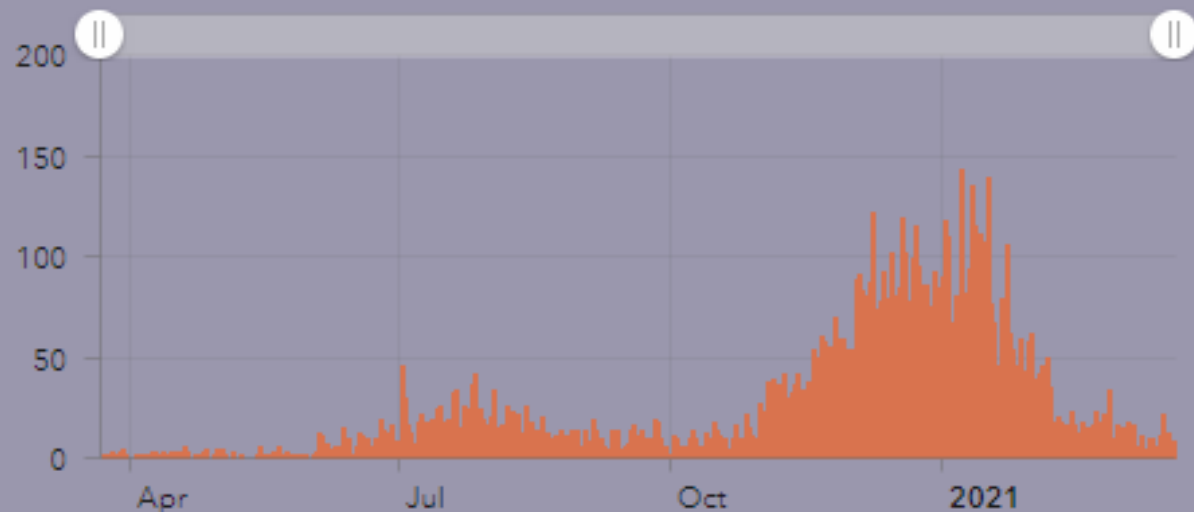
Karen Relucio, MD
Public Health Officer
Deputy Director of HHSA

CASE TIME TRENDS

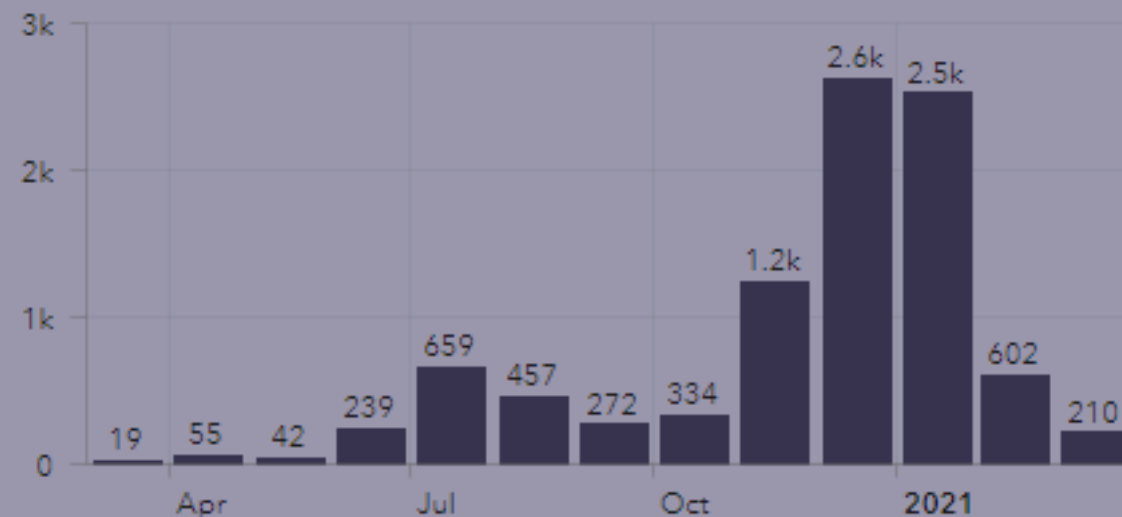


March 22 marked the one year anniversary of Napa County's first COVID-19 case

Daily Cases /
Casos Diarios



New Cases by Month /
Casos Nuevos por Mes

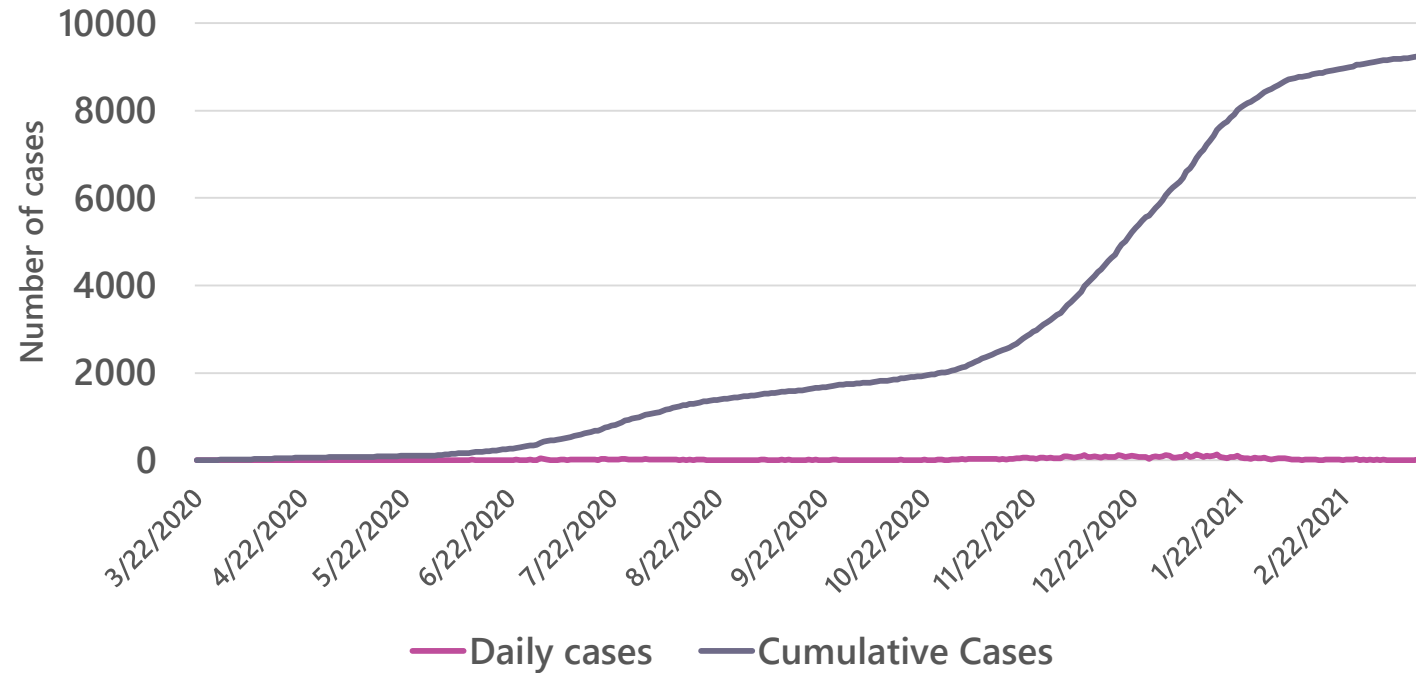


*Based on lab result date

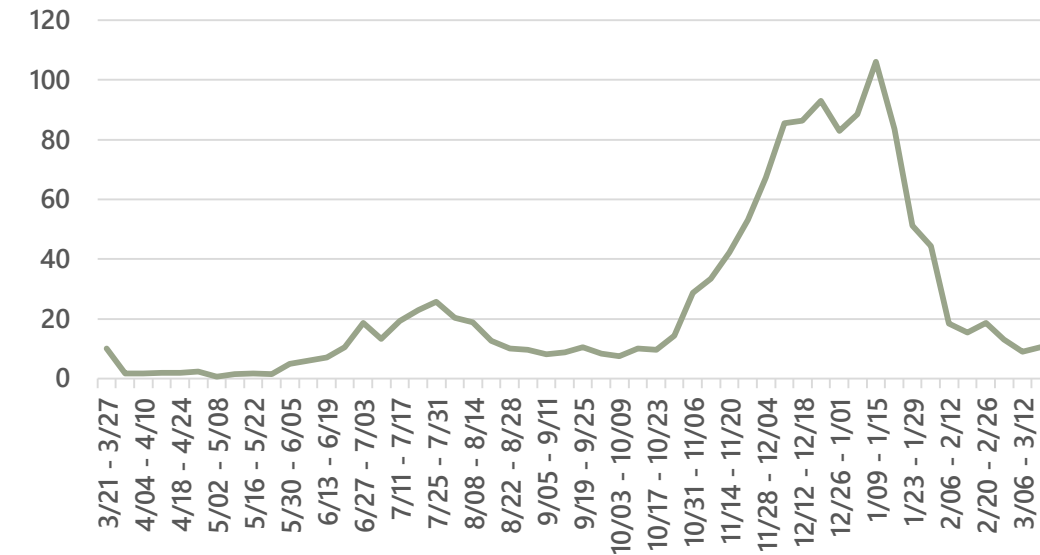
CASE COUNT CURVE



Daily Counts



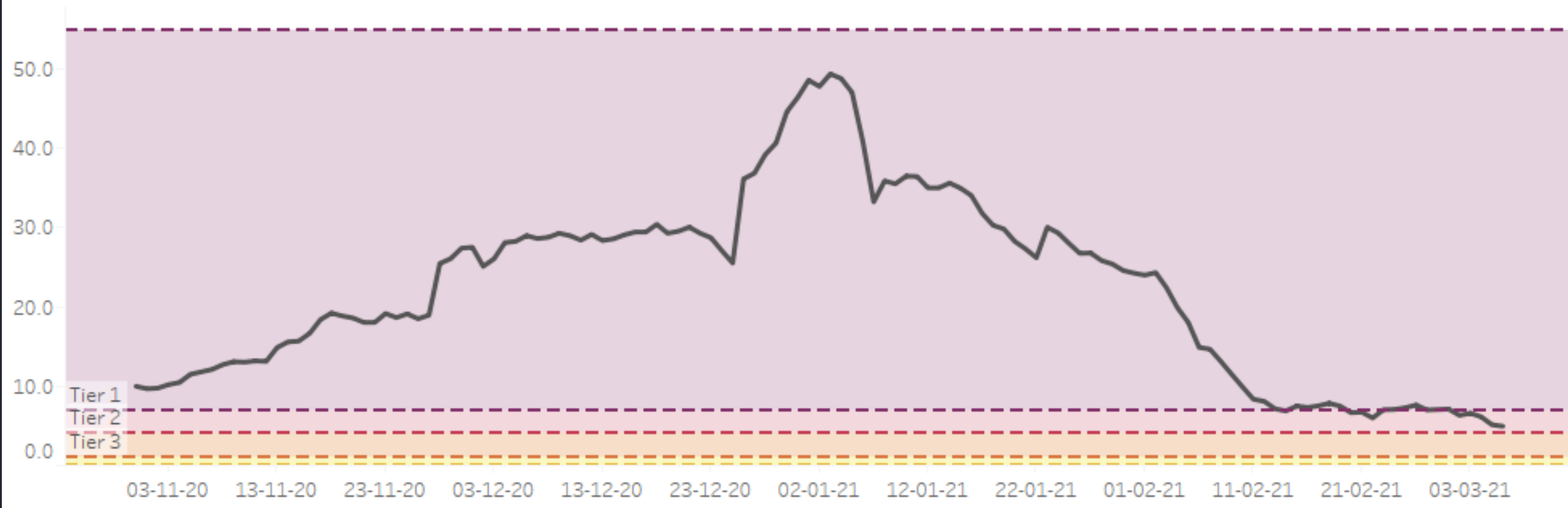
Average Daily Cases by Operational Period



CASE RATES



Adjusted Daily Case Rate per 100,000 Residents

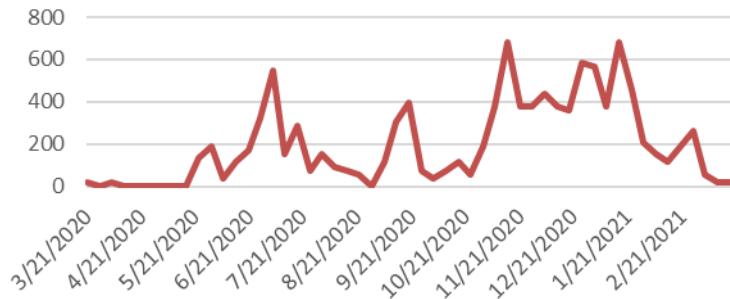


Includes a 7 day lag

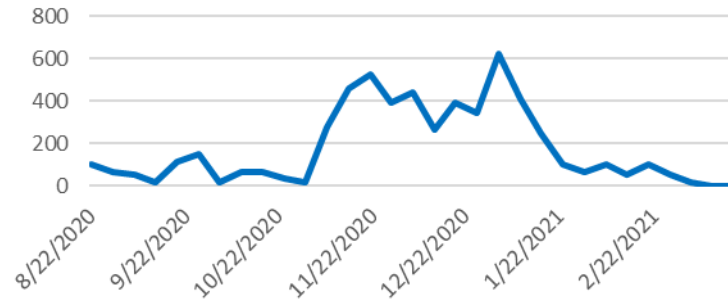
WEEKLY CASE RATE (PER 100,000) BY AREA



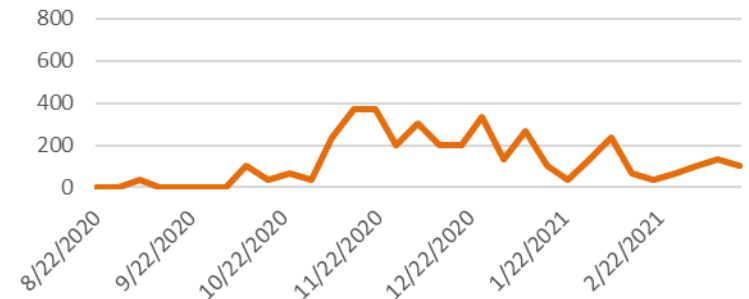
Calistoga Area
Population: 5,285



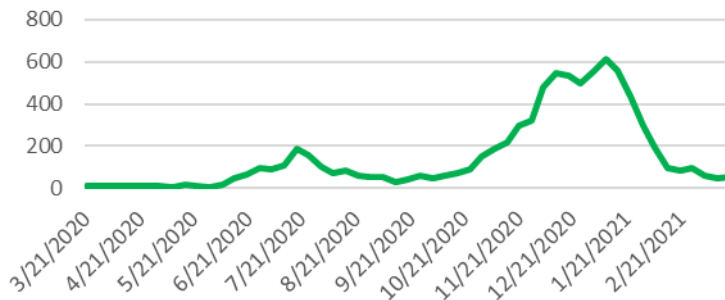
St. Helena Area
Population: 6,079



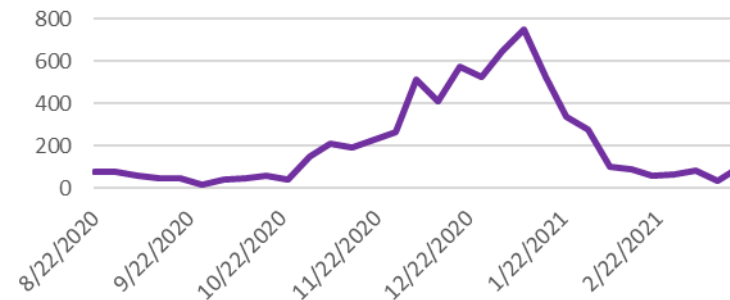
Yountville Area
Population: 2,982



Napa Area
Population: 79,516



American Canyon Area
Population: 20,306

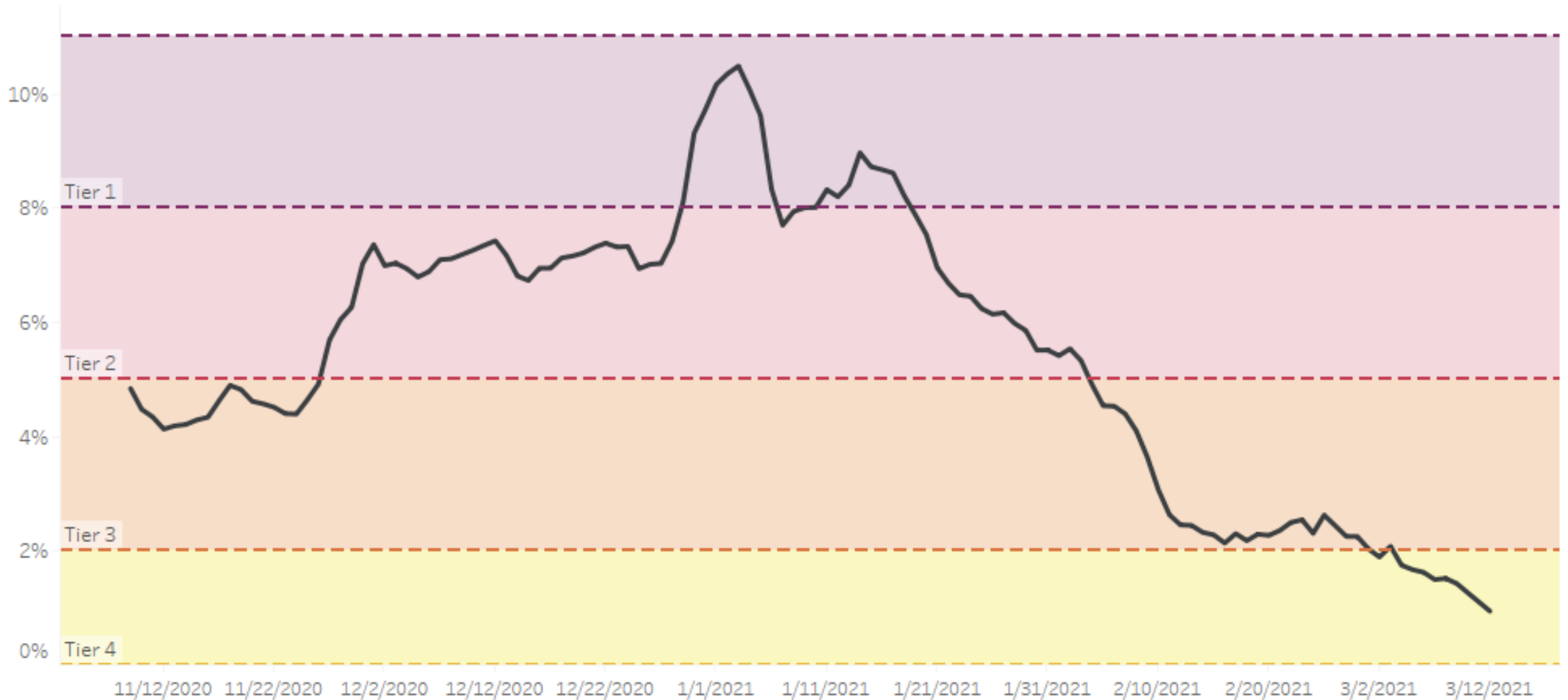


*Rates are estimates based on city address

TEST POSITIVITY



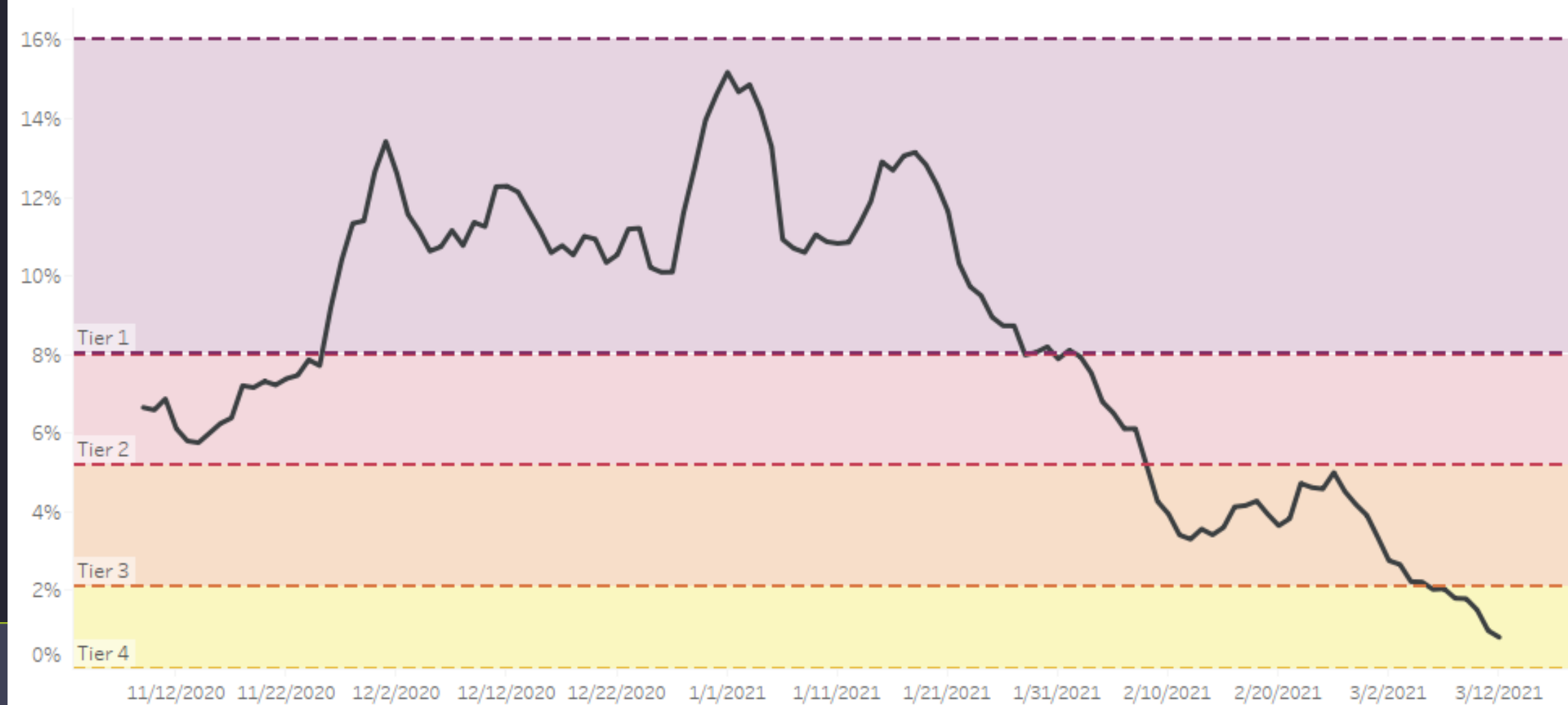
Overall Test Positivity Rate



HEALTH EQUITY TEST POSITIVITY



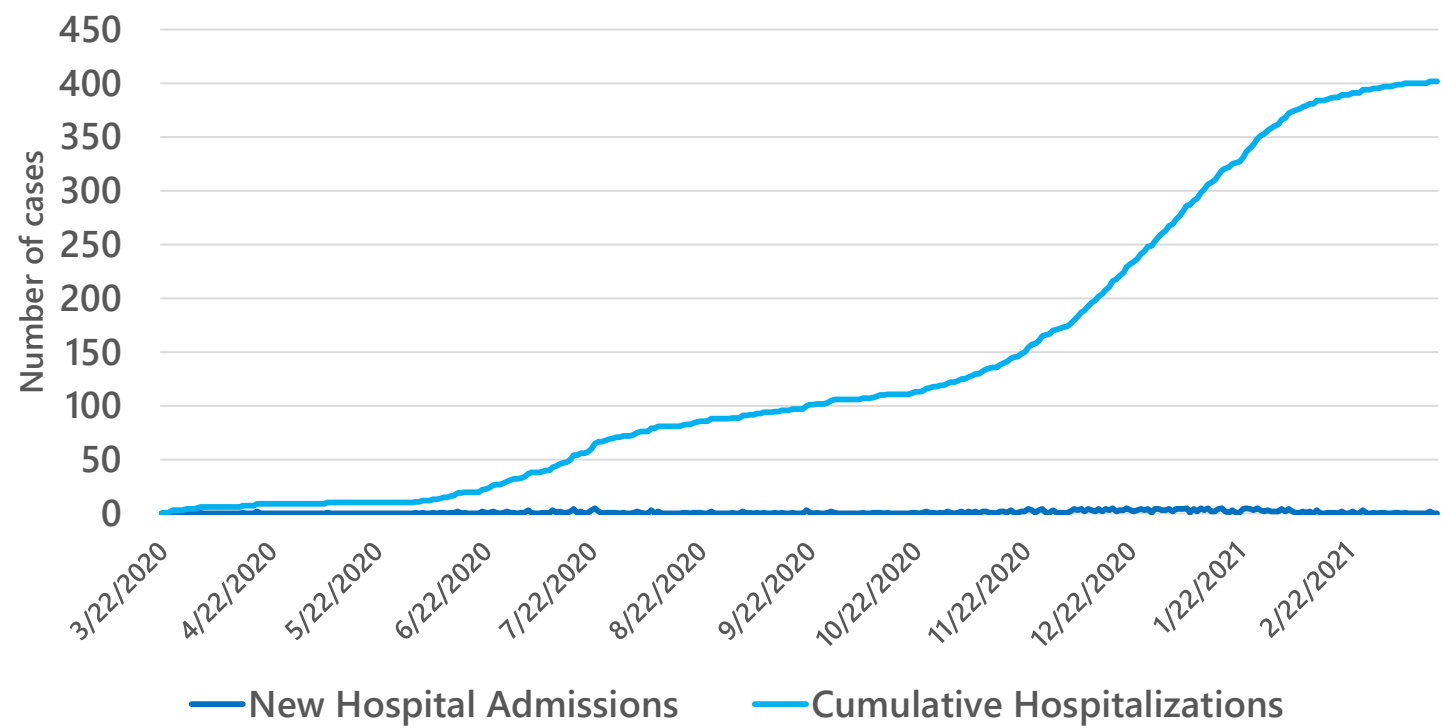
Health Equity Quartile Test Positivity Rate



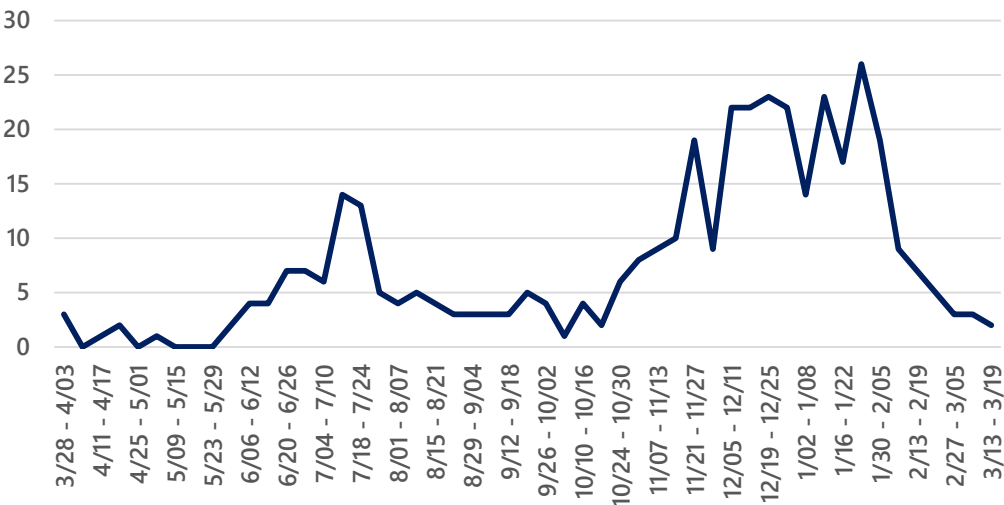
HOSPITALIZATION TRENDS



Daily Counts



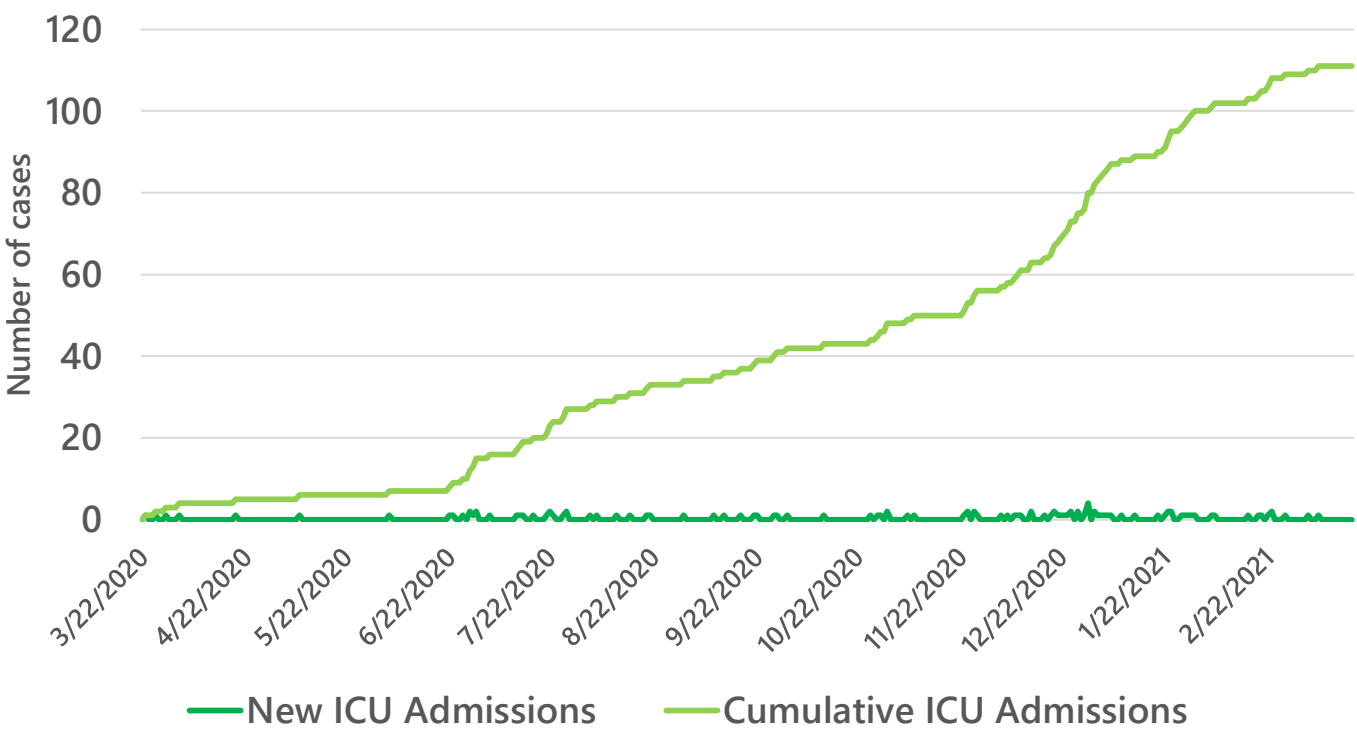
New Hospitalizations by Operational Period



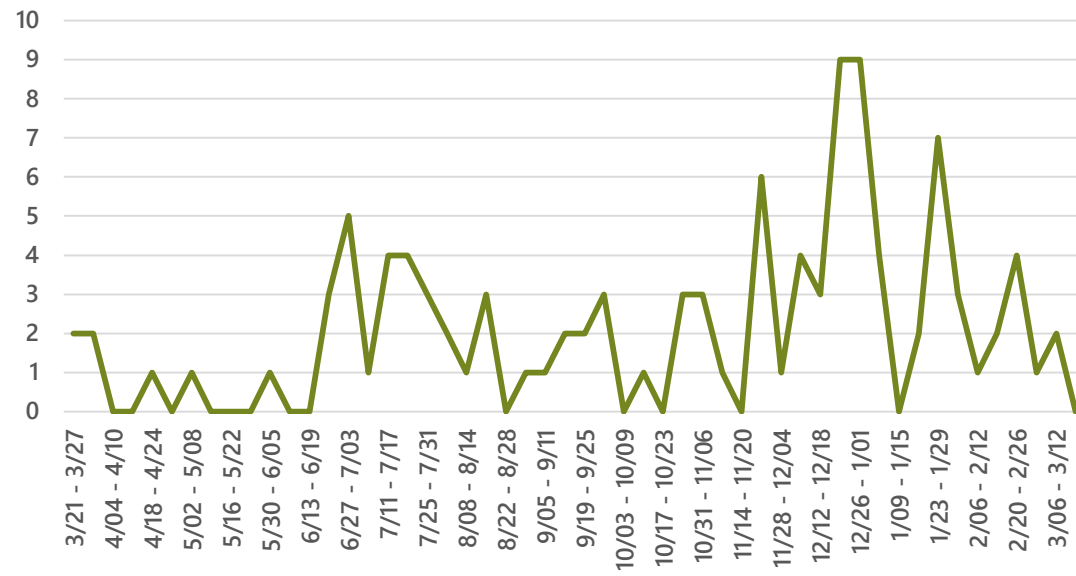
ICU ADMISSION TRENDS



Daily Counts



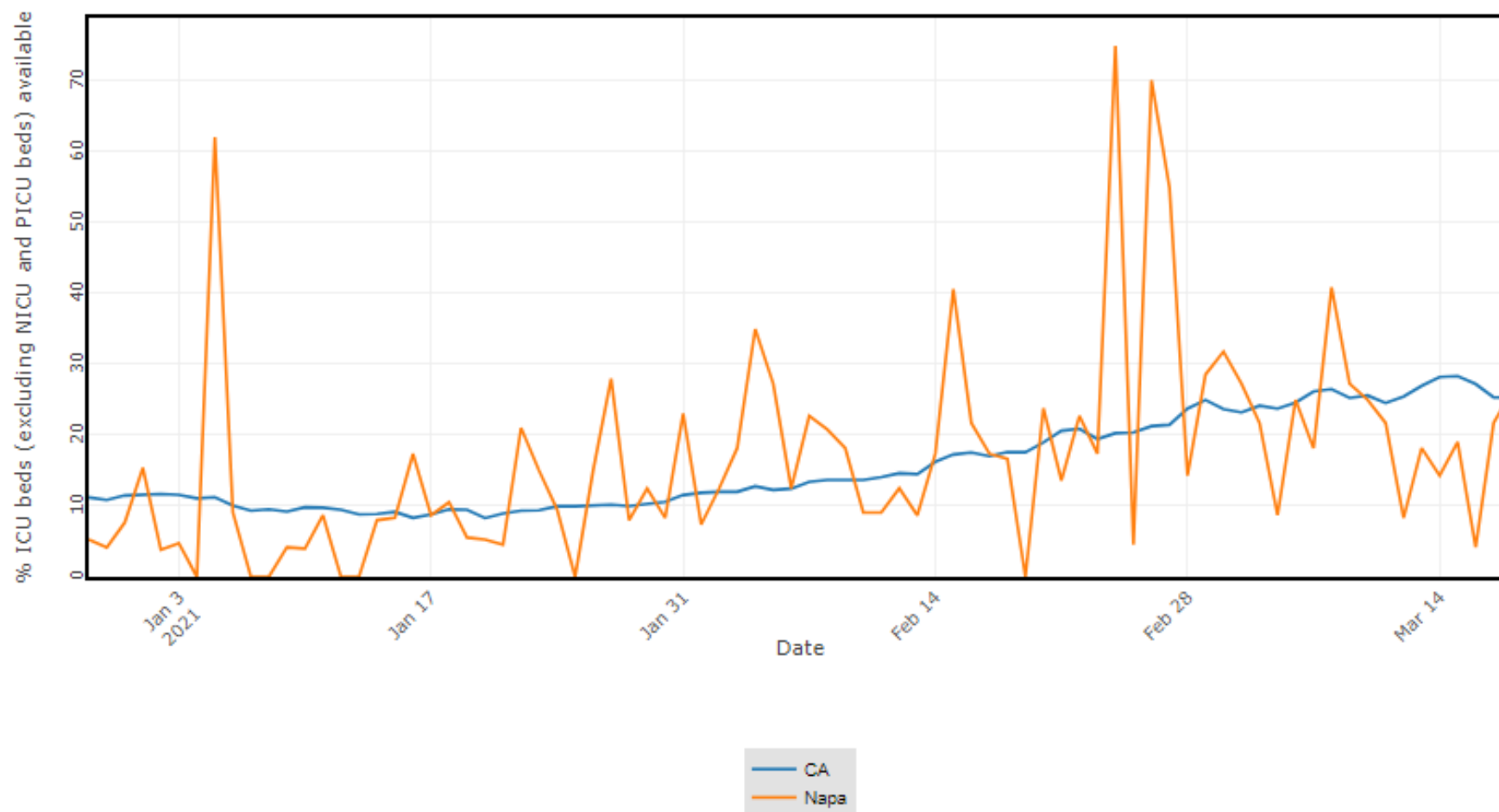
ICU Admissions by Operational Period





PERCENT OF ICU BEDS AVAILABLE

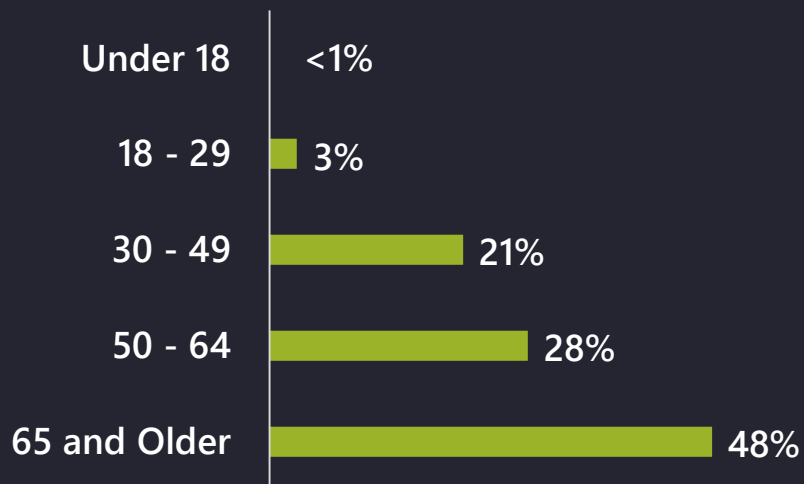
% of ICU beds (excluding NICU and PICU beds) currently available for Multiple Locations



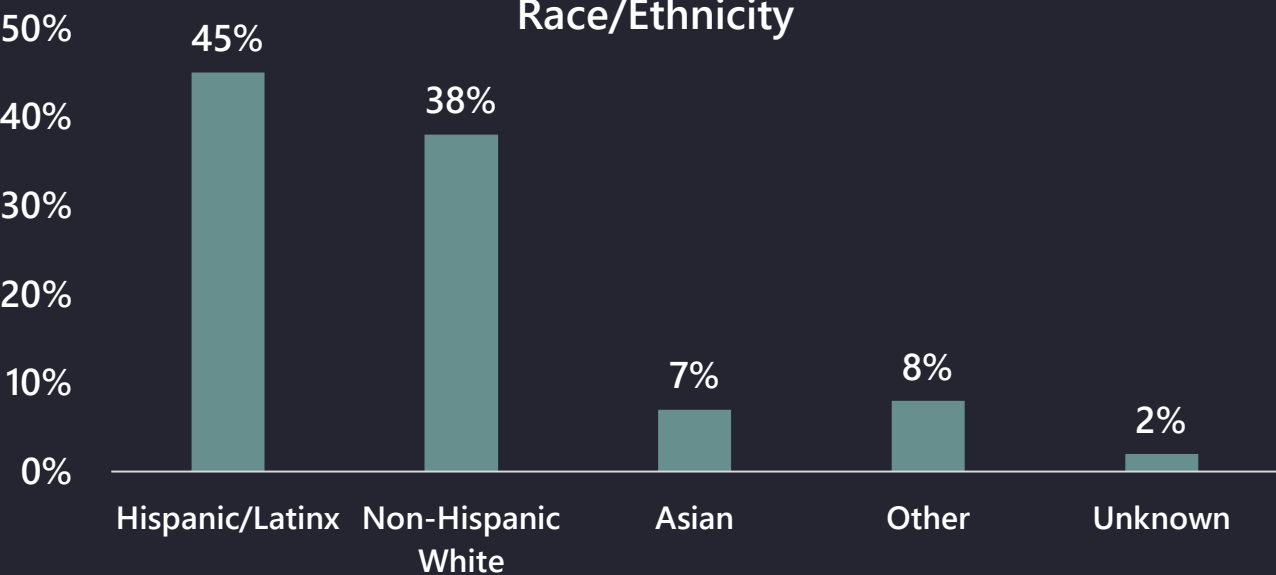
COVID-19 HOSPITALIZATION DEMOGRAPHICS



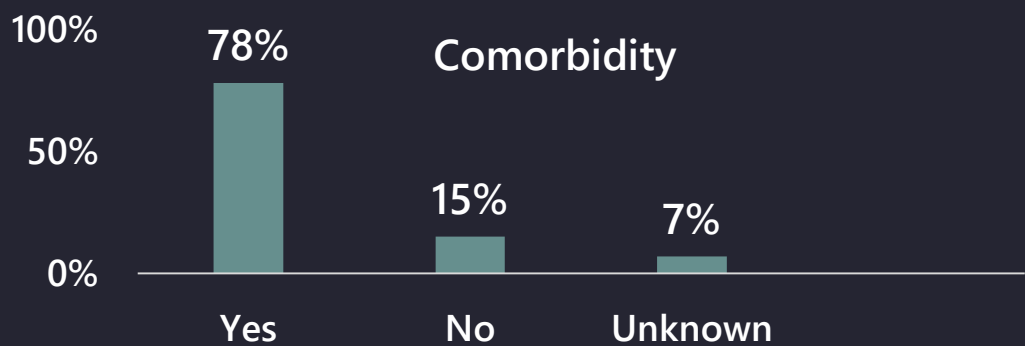
Age
Average=63 years



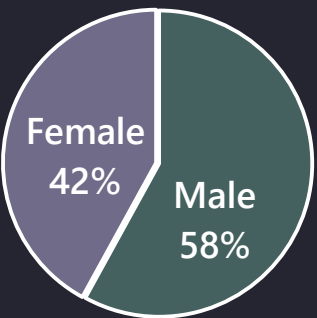
Race/Ethnicity



Comorbidity



Gender



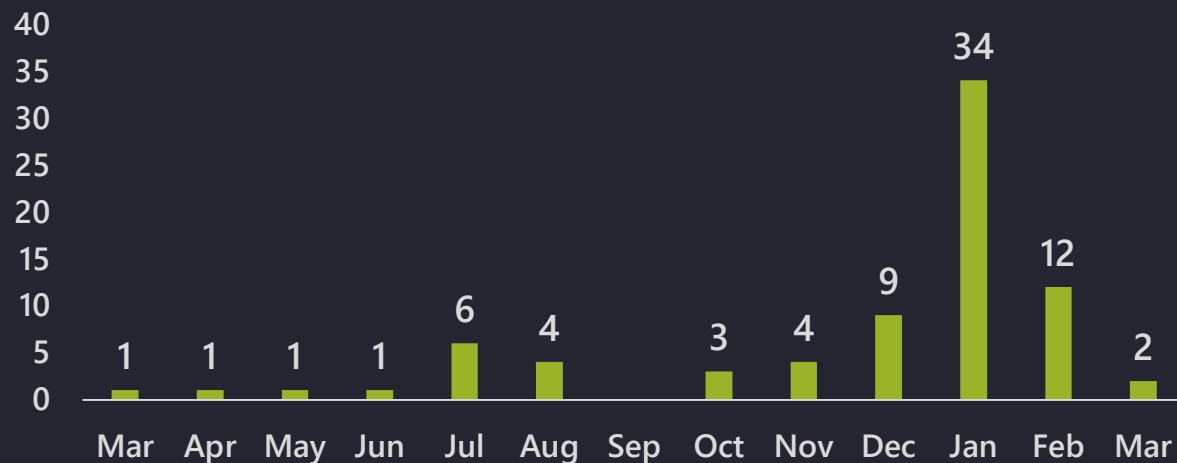
Unknown includes cases still under investigation.

Total hospitalizations=402

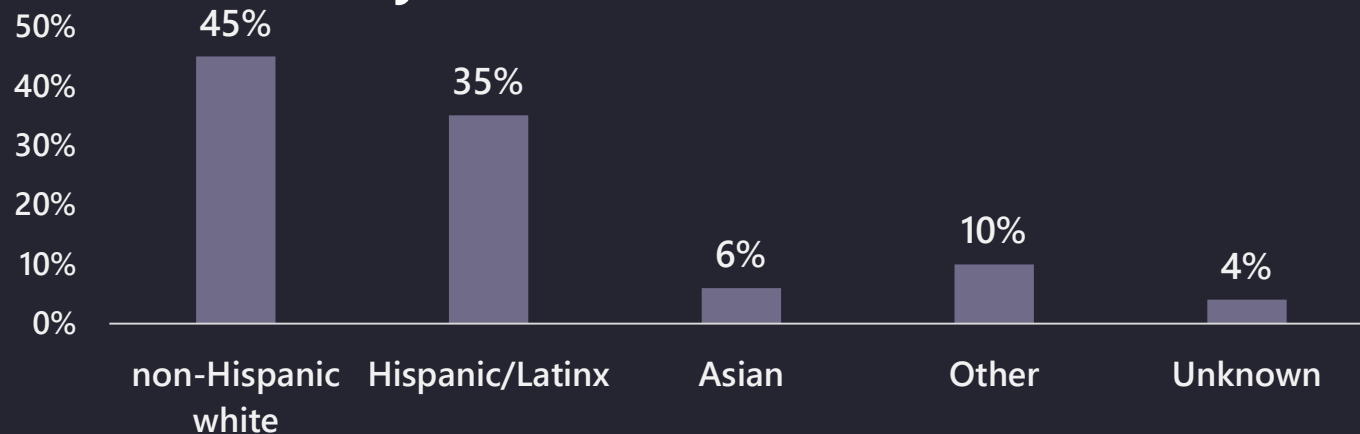
DEATHS



- 78 people have died of COVID-19 since March 2020

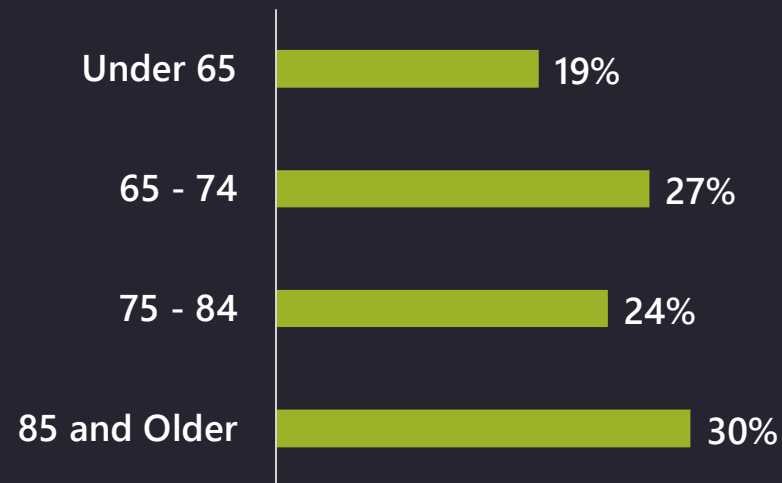


- Race/ethnicity

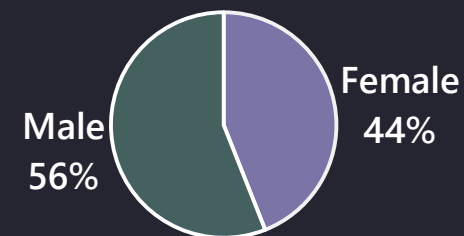


Age

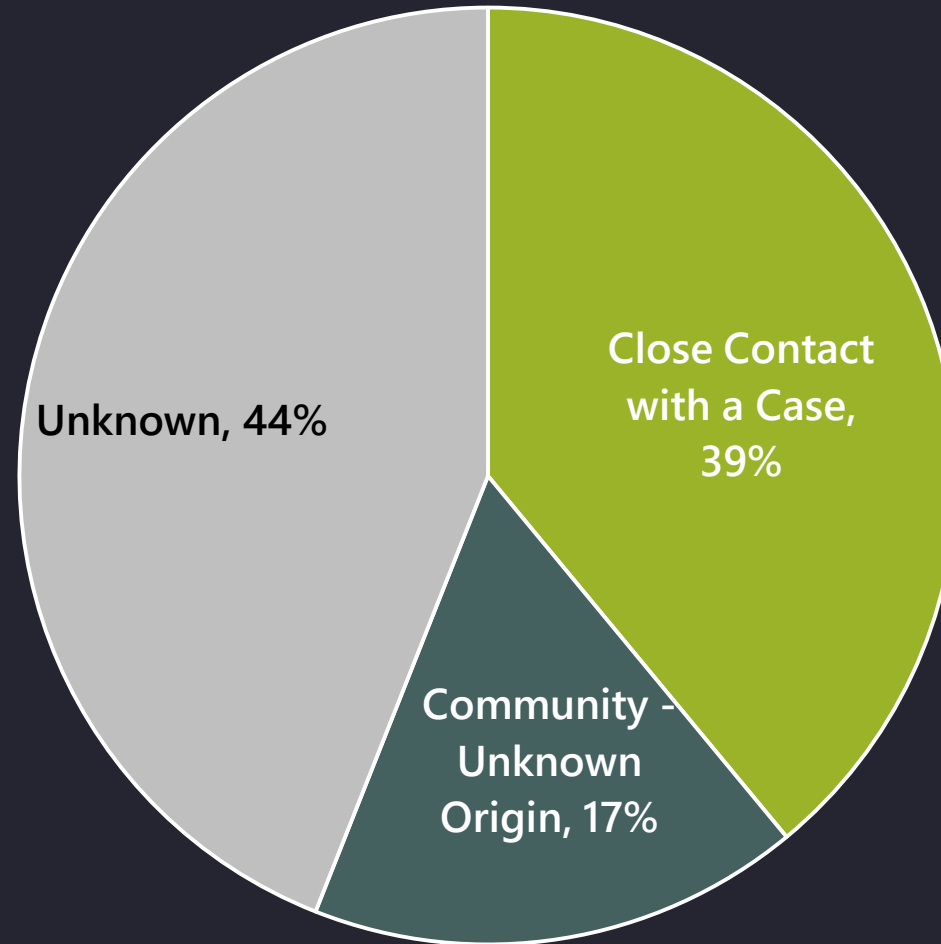
Average=76 years



Gender



TYPES OF EXPOSURE – LAST TWO WEEKS



Household was the most common type of close contact (28% of cases)

OUTBREAKS AND COHORT CLOSURES



Congregate Facility	Staff	Residents	Projected End Date
Assisted Living/Senior Care	9	49	3/24/21
Skilled nursing facility 1	220	159	4/14/21
Skilled nursing facility 2	61	45	4/24/21
Other Congregate	0	4	3/24/21

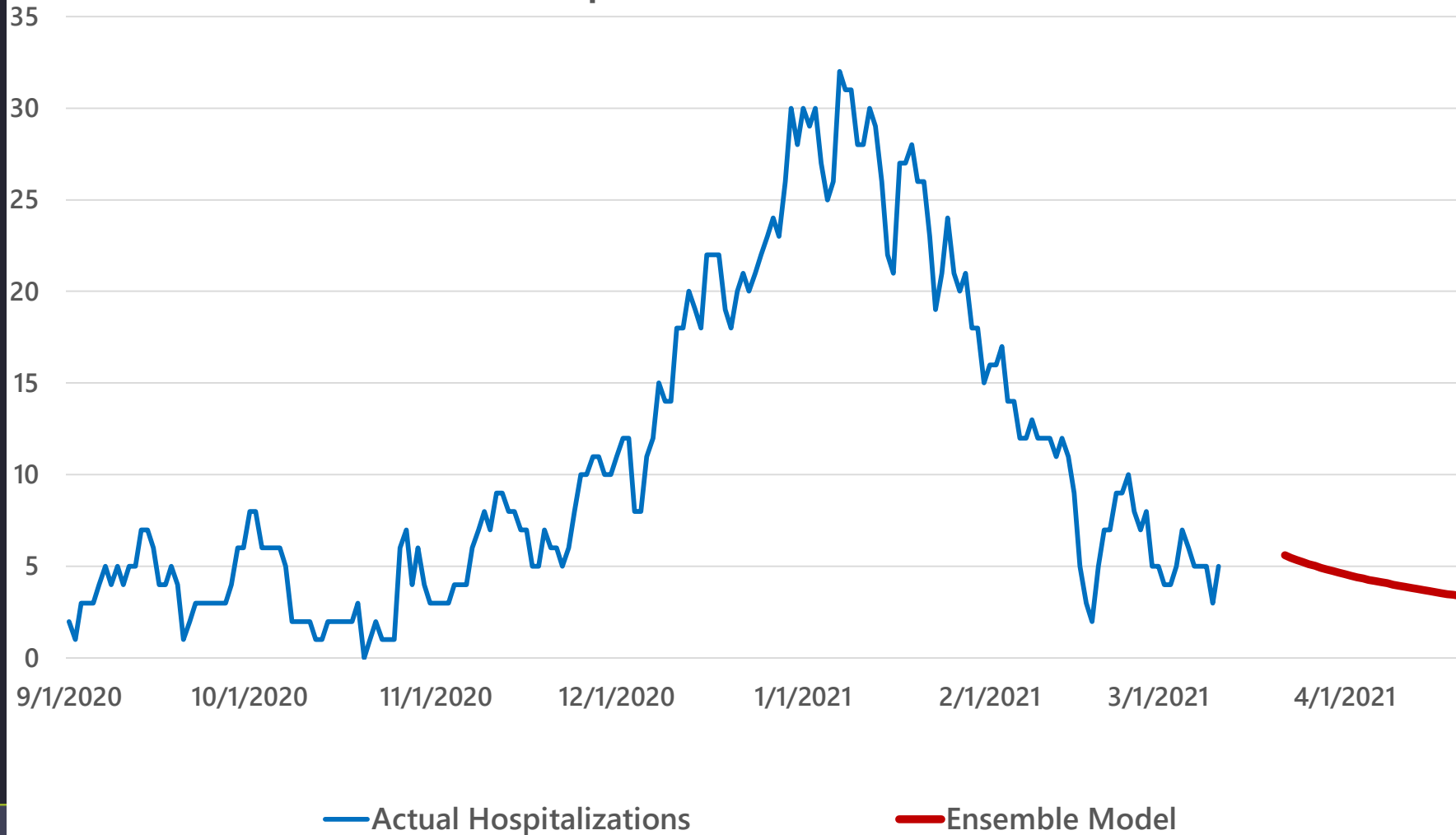
	Total	Closed	Reopened
School cohorts	50	2	48
Workplaces*	42	--	--

*Reports since AB 685 COVID-19 Workplace Reporting Requirements

HOSPITAL SHORT-TERM FORECAST

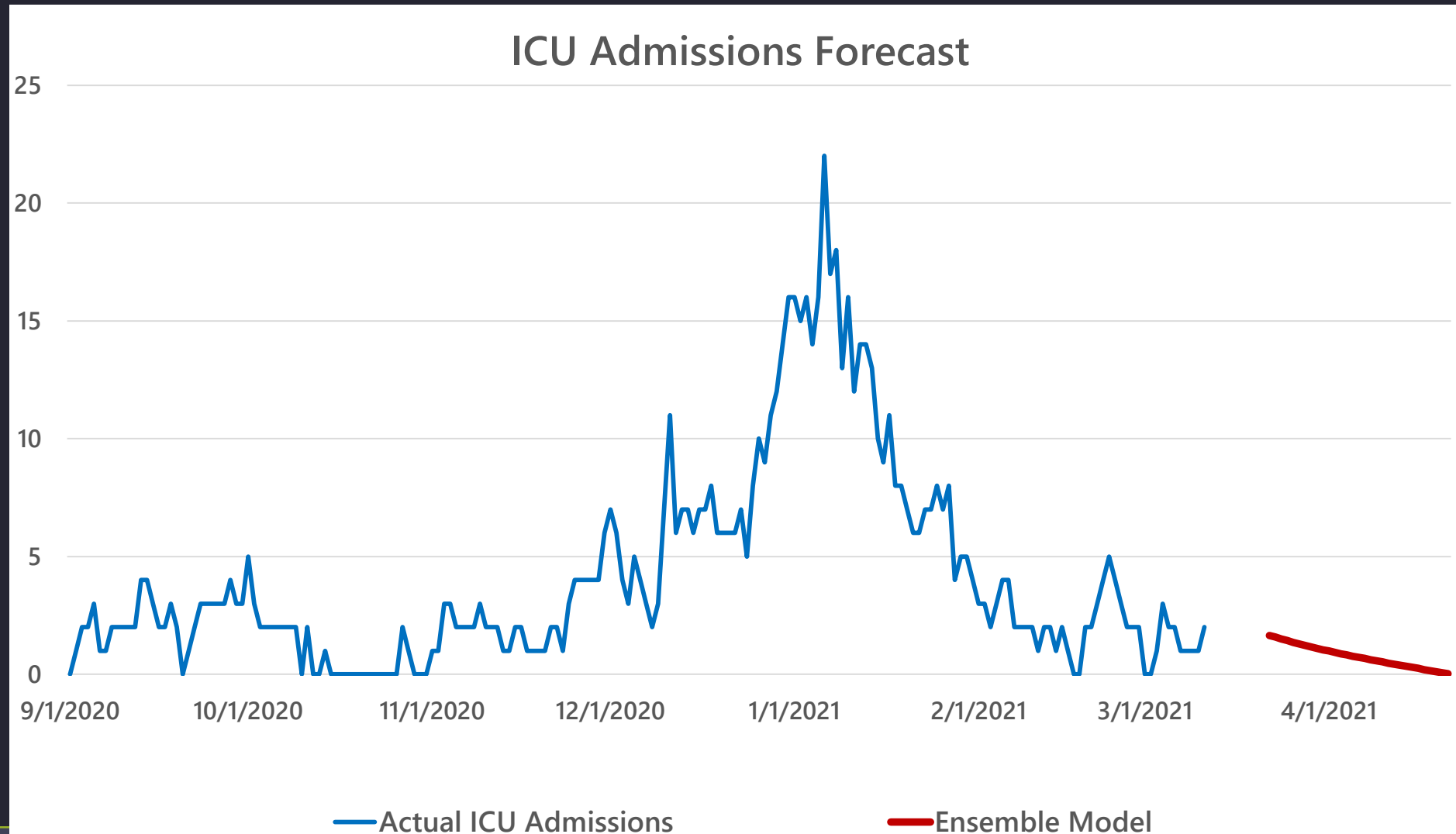


Hospitalization Forecast

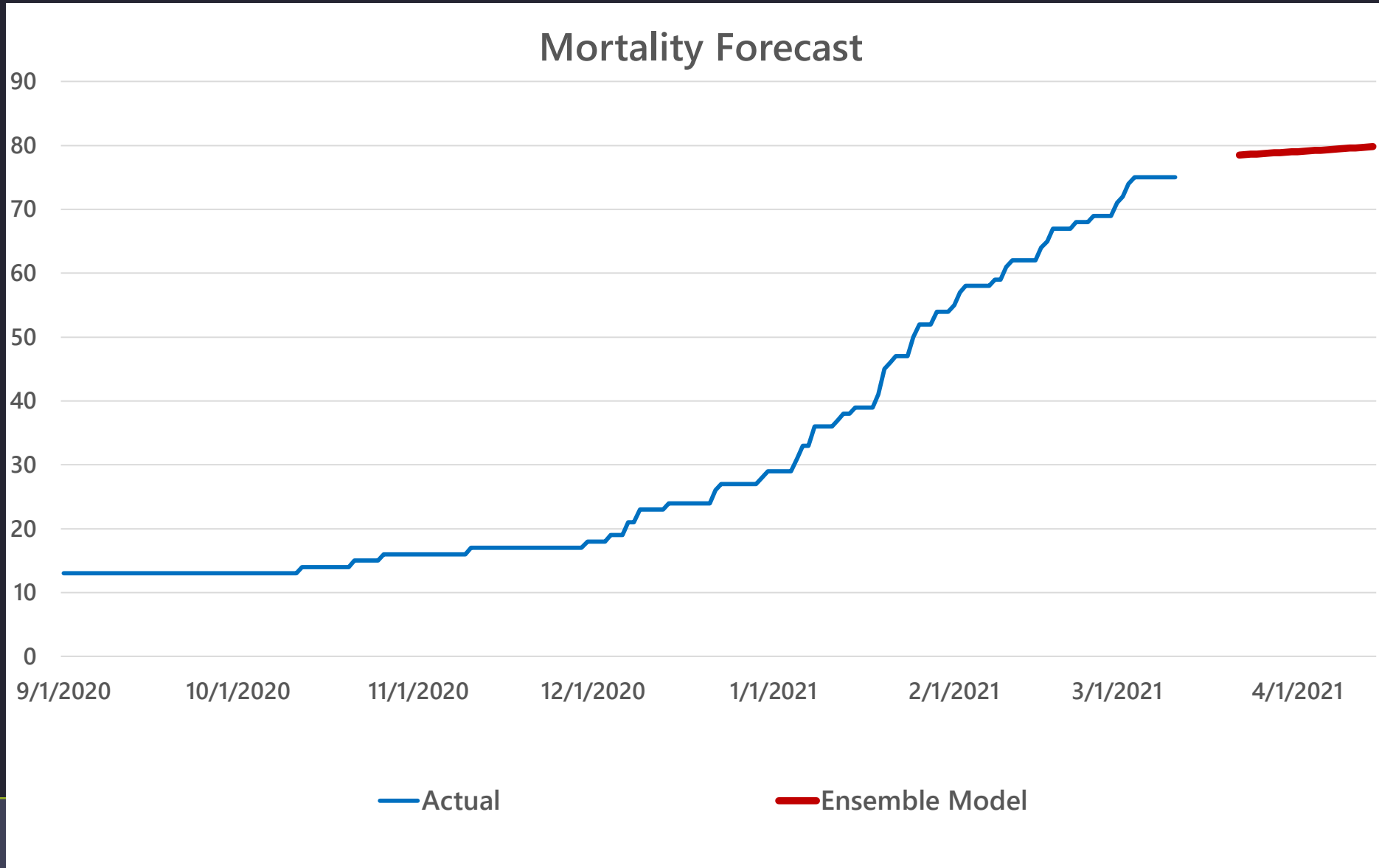


The ensemble forecast takes the median of all the forecasts available (e.g. COVID ActNow, John Hopkins, Stanford)

ICU SHORT-TERM FORECAST



MORTALITY SHORT-TERM FORECAST



BLUEPRINT FOR A SAFER ECONOMY



- Napa County is assigned to the **red** tier but metrics are in the **orange** tier.

Measures	CDPH Estimates for Napa
New Cases per 100,000 population per day 7 day average	4.6
Adjusted New Cases per 100,000 population per day 7 day average	2.8
Testing positivity 7 day average	0.9%
Health equity testing positivity	1.1%

Napa County COVID-19 Response Snapshot

Last updated: 3/22/2021

Epidemiological Stability

Metric: Case doubling time

↑
Compared to last week




Metric: Outbreaks

⊞
Compared to last week

4
congregate setting

Disease Severity

Metric: Hospitalizations[^]



4.3%
Cases were hospitalized

1.2%
Cases were in ICU

Metric: Deaths



0.8%
Cases died

[^]Previous week's data may change due to a lag in reporting. Current week is the most recent week ending on Sunday.

SARS COV-2 VARIANTS



- Viruses constantly change through mutations that create new strains of virus (called variants) over time.
- A variant of interest (VOI) is used to describe a newly emerging variant for which the medical and public health importance is not yet known
- If a variant is thought to be more contagious or likely to cause greater illness or severe disease, then it is considered a variant of concern (VOC).

SARS COV-2 VARIANTS



Variants of Concern (VOC)

Variant	Number of Cases
B.1.1.7	471
B.1.351	4
P.1	4
B.1.427	2474
B.1.429	5503

Variants of Interest (VOI)

Variant	Number of Cases
B.1.526	16
B.1.525	2
P.2	20

SARS COV-2 VARIANT OUTBREAK



- Breakthrough cases of COVID-19 at the Veterans Home in vaccinated individuals
- Eight people who had been vaccinated (7 fully, 1 partially) tested positive for COVID19 during surveillance testing, with 6 of 8 asymptomatic
- The local public health lab (Northern California Regional Public Health Lab), has identified a variant strain B.1.1.222 in two of the cases.
- This variant is not listed by CDC as a variant of concern or a variant of interest at this time.
- NO current evidence of an increase in transmissibility, more severe disease, significant reduction in neutralization by antibodies generated during previous infection or vaccination, reduced effectiveness of treatments or vaccines, or diagnostic detection failures.
- Working with state on infection control measures and investigating the vaccine used

CDPH/CDC SCHOOL GUIDANCE CHANGES



- CDC posted new guidance on 3 feet allowance in classrooms on March 19
- CDPH guidance now allows for 3 foot distance between students as long as masking, ventilation, and stable cohorts are implemented.
- CDC continues to recommend at least 6 feet of distance:
 - Between adults in the school building and between adults and students.
 - In common areas, such as school lobbies and auditoriums.
 - When masks can't be worn, such as when eating.
 - During activities when increased exhalation occurs, such as singing, shouting, band practice, sports, or exercise. These activities should be moved outdoors whenever possible.
 - In community settings outside of the classroom.

OTHER SCHOOL RELATED ISSUES



- Temporary restraining order issued by San Diego Superior Court in response to lawsuit prohibits state from enforcing schools not being able to open when case rates are >25 per 100,000
- Separate lawsuit also changed youth sports
 - Allows for indoor, higher contact sports if testing and collegiate standards are implemented
- Youth sports guidance with nearly daily changes
 - Allows sideline cheerleading and band/drumline (previously not allowed)
 - Allowable audience size is now pending (previous FAQ said one parent allowed to attend for purposes of supervision)

CHANGES IN VISITATION FOR CONGREGATE CARE FACILITIES FOR SENIORS



- Changed due to vaccination
- Facilities shall allow indoor in-room visitation for:
 - Fully vaccinated residents in "green" (unexposed or recovered) or "yellow" (exposed or observation status) areas, regardless of the county tier (including Tier 1, Purple)
 - Unvaccinated or partially vaccinated residents in "green" (unexposed or recovered) or "yellow" (exposed or observation status) areas for facilities in Tier 2 (Red), 3 (Orange), or 4 (Yellow) counties
- Fully vaccinated visitors of fully vaccinated residents may have brief, limited physical contact with the resident (e.g., a brief hug, holding hands, assisting with feeding or grooming)
- All visitors and residents should wear appropriate facial covering during their visit and should maintain 6-ft physical distancing.

CHANGES IN VISITATION FOR CONGREGATE CARE FACILITIES



- Visits for residents who share a room should be conducted in a separate indoor space or with the roommate not present in the room (if possible), regardless of the roommate's vaccination status.
- Full PPE must be worn for yellow zone visitation (exposed or recovering patients).
- If outdoor visitation not possible, facilities shall accommodate visitation in large communal indoor spaces where 6-ft distancing is possible.
- Residents not on isolation precautions or quarantine (e.g. green zone residents) may eat in the same room with physical distancing (e.g., limited number of people at each table and with at least six feet between each person), even for fully vaccinated residents.
- Group activities may also be facilitated for all residents (except for those in isolation or quarantine) with physical distancing among residents, appropriate hand hygiene, and use of a face covering (even for fully vaccinated residents).

CHANGES TO SENIOR FACILITY OUTBREAK REPORTING LOCALLY



- Napa County will post COVID-19 outbreak facilities by name later this week
- Revamping of the COVID-19 Data Dashboard is underway



Cases & Contacts
Updated Mondays
Casos y Contactos
Será actualizada cada lunes



Case Map
Updated Mondays
Mapa de Casos
Será actualizada cada lunes



Disease Severity
Updated Mondays
Gravedad de la Enfermedad
Será actualizada cada lunes



Testing Data
Updated Tuesdays
Datos de Pruebas
Será actualizada cada martes



COVID-19 Outbreaks
Updated Mondays
Brotos de COVID-19
Será actualizada cada lunes



Vaccine Data
Datos de Vacunas



Metrics to Guide Reopening
Updated Tuesdays
Métricas para Guiar la Reapertura
Será actualizada cada martes



Public Health Officer Report
Updated Wednesdays
Informe de la Funcionaria de Salud Pública
Será actualizada cada miércoles

VACCINES ADMINISTERED TO RESIDENTS



Vaccines Administered in Napa County to Date

A Tradition of Stewardship
A Commitment to Service

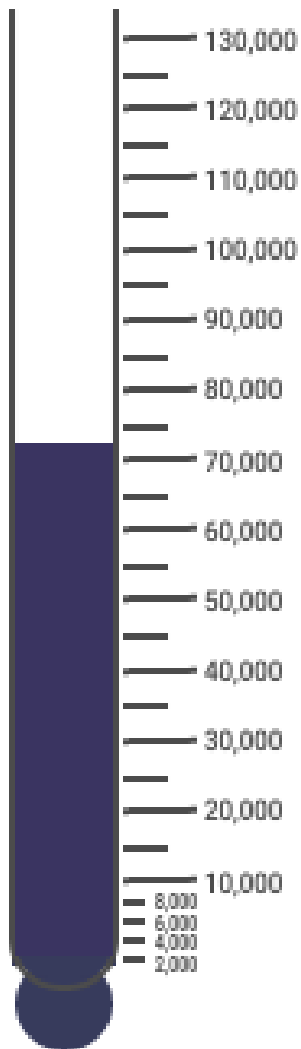
The total number of vaccines administered including Napa County residents, as well as non-residents eligible for vaccination based on place of work.

Cantidad de Vacunas administradas en el condado de Napa

el numero total de vacunas administradas incluye residentes del condado de Napa y personas que no son residentes elegibles debido a su lugar del trabajo.

Total:

72,039



Population Group	# Fully Vaccinated	% Fully Vaccinated
Total Population	23,692	20%
65+	12,816	49%
75+	7,534	67%
Total doses in Napa Co Residents		68,846

TRANSITION TO MY TURN AND BLUE SHIELD TPA



- Napa County onboarding to MyTurn and piloting mobile clinics this week with some delays
- Finish using the County vaccine interest form list
- MyTurn does not provide list of County residents – once clinic is scheduled through MyTurn, residents who registered are notified and invited to appointments
- Provider network recommendations and health equity plans submitted to Blue Shield and state
- Blue Shield will provide transition plan to counties this week
- MOU between Napa County and Blue Shield TPA

VACCINATING THROUGH THE PHASES



First doses

- QVMC Community Outreach will continue to have first dose clinics
- St. Helena Hospital Foundation is vaccinating food and agriculture, 65 plus, and 16-64 with medical conditions this week
- Kaiser vaccinating in Napa Medical Office this week, targeting food and agriculture, education and 65 plus
- Napa County Mobile Clinics vaccinating at Collabria, Meadows, Duffy's and Crestwood
- Kaiser planning pop-up clinic for 3/30 for food and ag and other priority groups

Second doses

- SHH providing second doses to education and childcare this week
- Napa County Mobile Clinics second dose clinics for farmworkers, independent living, Aegis, Las Casitas, Valley View, World Marine Mobile Home, Nazareth, and Fairgrounds Home Park



ONE MORE WEEK TO ORANGE

