

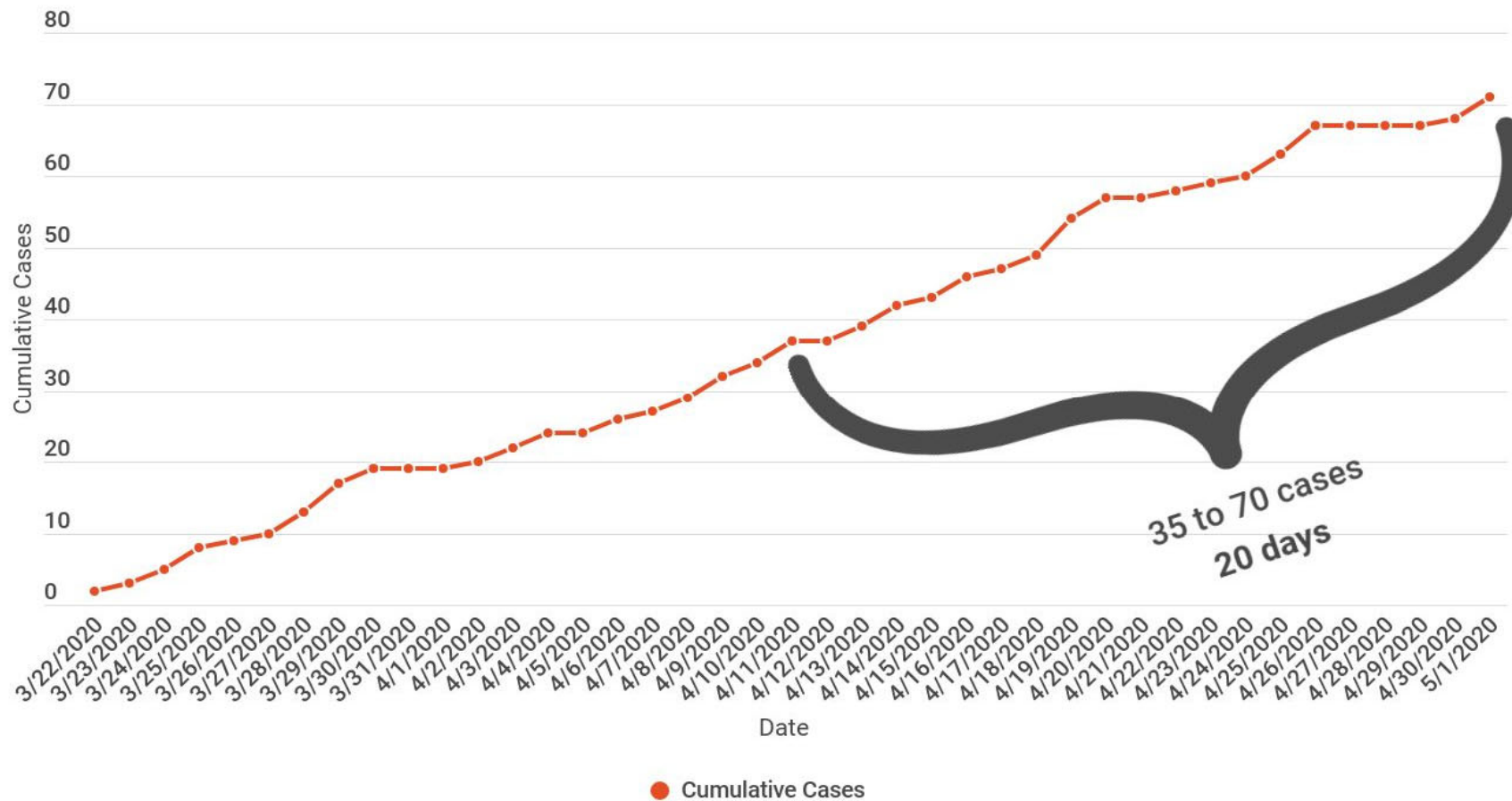


COVID-19 UPDATES

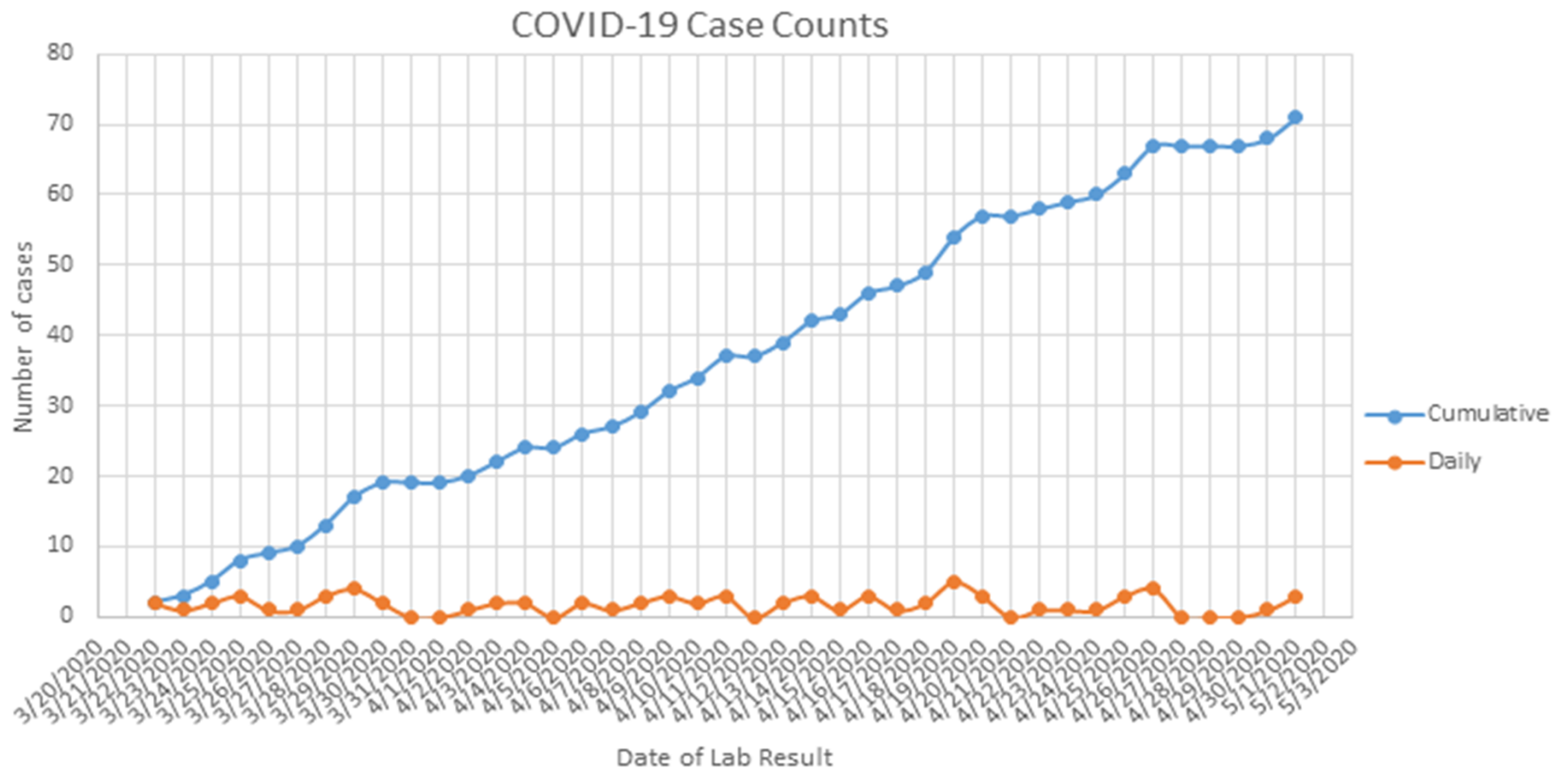
May 5, 2020

Karen Relucio, MD
Public Health Officer
Deputy Director of HHSA

COVID-19 DOUBLING TIME



CASE COUNT CURVE

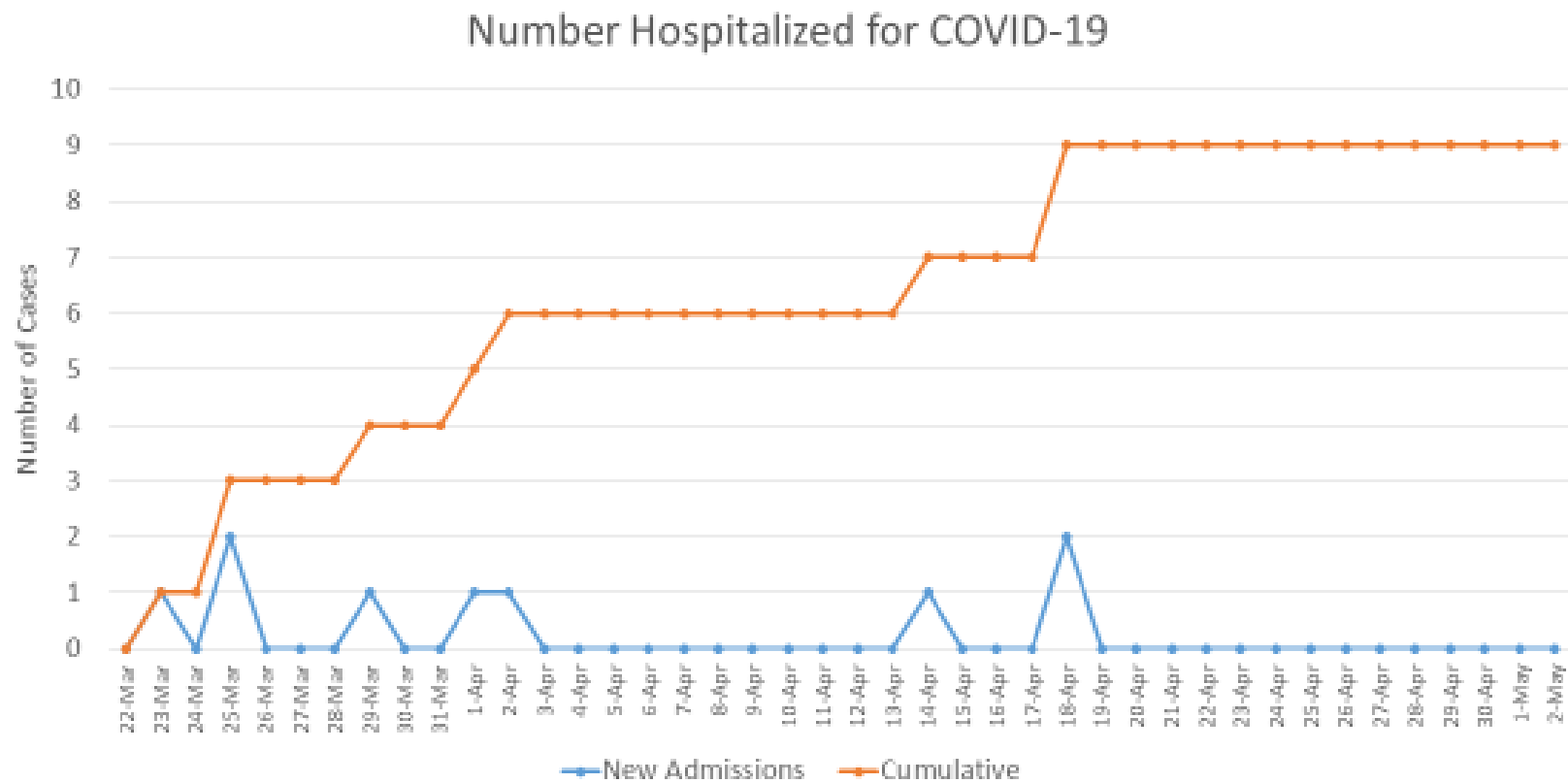


HOSPITALIZATION DATA



<i>Updated 5/2</i>		
	Cumulative Number	Percent
Hospitalized	9	12.9%
ICU	5	7.1%
Ventilation	3	4.3%
Died	2	2.9%
Cases	70	

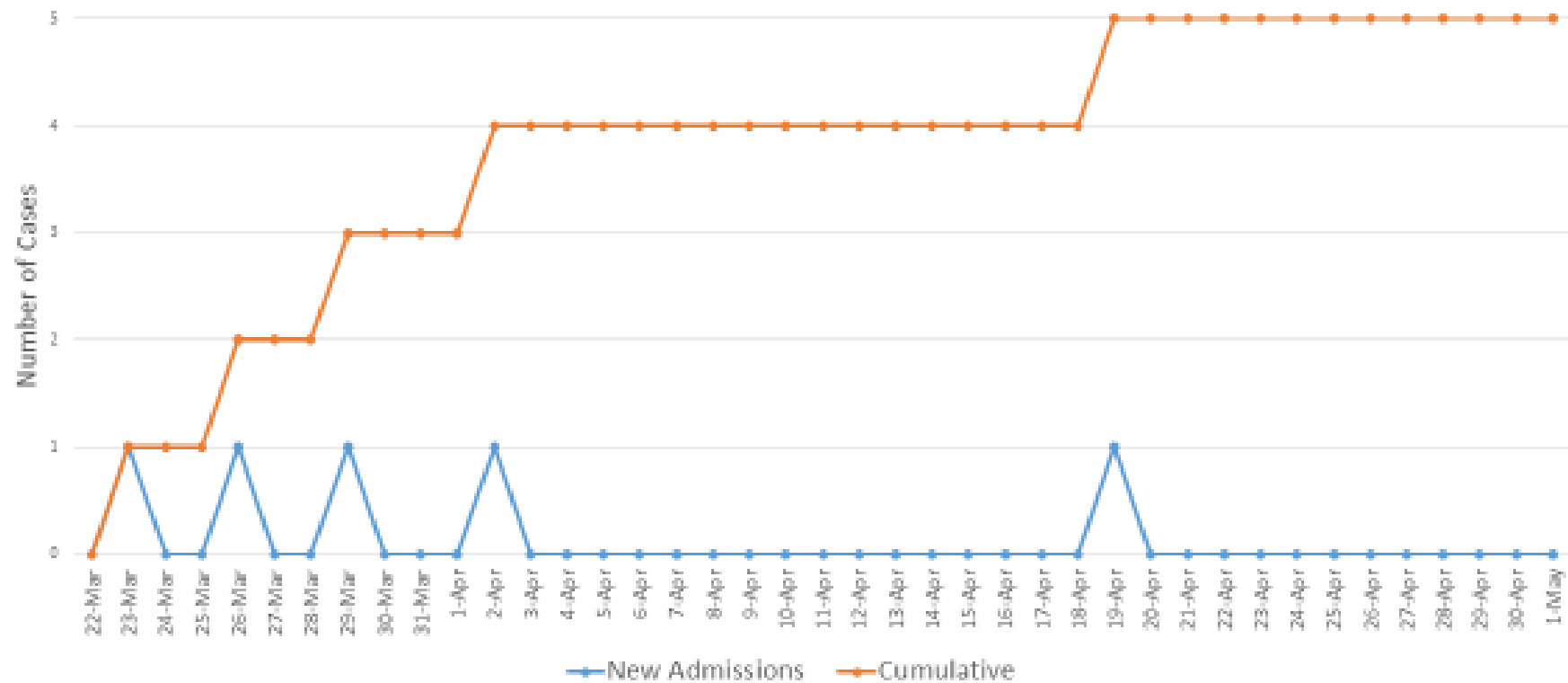
HOSPITALIZATION CURVE



ICU CURVE



Number in ICU for COVID-19



CALIFORNIA'S SIX INDICATORS TO MODIFY SHELTER AT HOME ORDER



The ability to monitor and protect our communities through testing, contact tracing, isolating, and supporting those who are positive or exposed

The ability to prevent infection in people who are at risk for more severe COVID-19

The ability of the hospital and health systems to handle surges

The ability to develop therapeutics to meet the demand

The ability for businesses, schools, and child care facilities to support physical distancing

The ability to determine when to reinstitute certain measures, such as the stay-at-home orders, if necessary

GOVERNOR'S UPDATE TO MODIFY SHELTER AT HOME ORDER



The ability to monitor and protect our communities through testing, contact tracing, isolating, and supporting those who are positive or exposed

The ability to prevent infection in people who are at risk for more severe COVID-19

The ability of the hospital and health systems to handle surges

The ability to develop therapeutics to meet the demand

The ability for businesses, schools, and child care facilities to support physical distancing

The ability to determine when to reinstitute certain measures, such as the stay-at-home orders, if necessary

CALIFORNIA RESILIENCY ROADMAP



Stage 1: Safety and Preparedness

- Making essential workforce as safe as possible

Stage 2: Lower Risk Workplaces

- Create opportunities for lower risk sectors to adapt and re-open; modified school and childcare open

Stage 3: Higher Risk Workplaces

- Creating opportunities for higher risk workplaces to open

Stage 4: End of Stay at Home Order

- Returning to expanded workforce in highest risk workplaces; requires therapeutics

CA RESILIENCY ROADMAP SECTORS BY STAGE



Stage 1

- This is where we are now
- Build out testing and contact tracing capacity
- Make essential workplace as safe as possible: PPE, physical and behavioral adaptations
- Prepare sector by sector guidelines for expanded workforce

Stage 2

- Gradually open retail, manufacturing, offices and more public spaces with adaptations
- Modified school and childcare opens
 - Address learning gaps
 - Protect students and staff
- Get more people back to work

Stage 3

- Open higher risk workplaces with adaptations and limits size
- Personal care, gyms,
- Entertainment venues (limited audiences)
- In-person religious services (churches and weddings)

Stage 4

- Concerts, convention centers, live audience sports
- Requires therapeutics

NAPA COUNTY RECOVERY ROADMAP

GUIDING PRINCIPLES



Allowable business and activities shall only include those not expressly prohibited by the California Stay-at-Home Order

Allowable business shall establish that social distancing practices can be incorporated into their operations

Allowable activities shall minimize the use of shared or communal property or equipment and shall be amenable to social distancing practices.



MOVING FROM STAGE 1 TO STAGE 2

Hospitalization and ICU trends stable

Hospital surge capacity to meet demand

Sufficient PPE to meet demand

Sufficient testing to meet demand

Contact tracing capacity statewide



MOVING FROM STAGE 1 TO STAGE 2

Hospitalization and ICU trends stable

Hospital surge capacity to meet demand

Sufficient PPE to meet demand

Sufficient testing to meet demand

Contact tracing capacity statewide

NAPA COUNTY INDICATORS TO MOVE INTO PHASE 2



Goal Statements / Indicators	% of Goal as of 5/4/2020
Hospitals have 25% surge capacity for COVID-19	304%
Hospitals have a 14 day supply of PPE (*1 hospital reporting)	100%
280 tests are conducted each day (2 per 1000 population)	55%
Sufficient Staffing to process 36 Case Investigations per week	194%
Sufficient Staffing to process 357 Contact Investigations per week	56%

NAPA COUNTY RECOVERY ROADMAP: ACTIONS AND NEXT STEPS



Collaboration with Napa
Chambers of Commerce,
Visit Napa Valley, and
Downtown Napa
Association, Wine industry

Expand collaboration with
other chambers of
commerce, industry
groups, faith based
organizations

Encourage businesses to
work with chambers of
commerce or trade
associations



MOVE TO STAGE 2 ON FRIDAY

What is included?

- Expanded retail with curbside pickup and associated manufacturing and supply chains
- Examples: Bookstores, clothing stores, florists, sporting goods

What is NOT included at this time?

- Offices (can telework)
- Seated dining at restaurants
- Shopping malls

MOVING FURTHER INTO STAGE 2



Counties can move more quickly through Stage 2, if they attest that they meet the State's readiness criteria

Counties must create and submit a readiness plan which will be publicly available

Templates for submission will be available on Thursday

Counties must be prepared with indicators that hit targets