






**VISION 2040**  
*Moving Napa Forward*



# Napa Countywide Transportation Plan

September 23 2014

Napa County Board of Supervisors



# Why a Countywide Transportation Plan?

1. Identify investments to best serve Napa communities
2. Plan for a multi-modal system
3. Leverage potential revenue sources with existing funding
4. Put Measure T expenditure plan in context of other potential sources
5. Inform Napa's contribution to the Regional Transportation Plan

# Goals of the Countywide Transportation Plan

- ① Serve the transportation needs of the entire community regardless of age, income or physical ability.
- ② Improve system safety in order to support all modes and serve all users.
- ③ Use taxpayer dollars efficiently.
- ④ Support Napa County's economic vitality.
- ⑤ Minimize the energy and other resources required to move people and goods.
- ⑥ Prioritize the maintenance and rehabilitation of the existing system.

# What's New and Different in Vision 2040?

- New Policy Considerations
  - ✓ SB 375 and Plan Bay Area
  - ✓ Travel demand management
    - Systems and corridor management
    - Mode shift
- Linking performance measures to goals and projects

# What's New and Different in Vision 2040?

- Greater emphasis on understanding the challenges
  - ✓ Travel behavior study
  - ✓ Significant public outreach
  - ✓ Linking Transportation Decisions to Napa's Economy/Freight Mobility
  - ✓ Building the nexus with other existing/developing plans
    - Short Range Transit Plan
    - Bicycle and Pedestrian Plans
    - Community Based Transportation Plan
    - SR 29 Gateway Corridor Study

# Public and Partner Participation

- Workshops
- Presentations
- Surveys
- Plan Website



<http://www.nctpa.net/vision-2040-project-documents>

- Mapping tool:  
[www.collaborativemap.org/NapaCounty](http://www.collaborativemap.org/NapaCounty)
- Committee Meetings
- Board Meetings

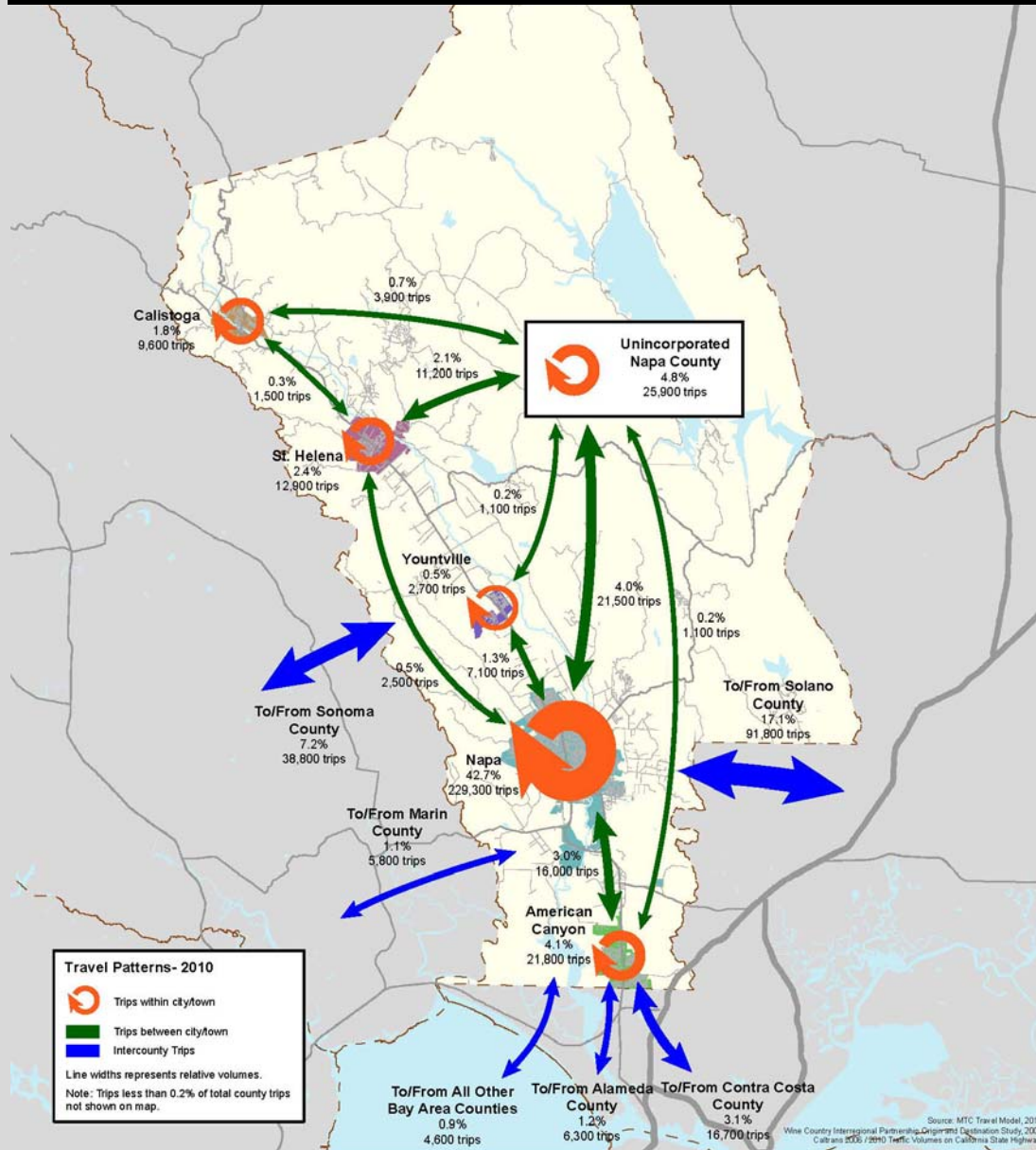
# What We Need to Consider Over the Next 25 Years

- Special Needs Populations:
  - Seniors
  - Working poor
  - Low income communities
- Altering Commute Patterns:
  - Job growth in Napa will outpace housing growth (27% vs. 11%)
  - Job growth will primarily be at lower wage scales while housing costs remain high

**Source:** California Department of Finance

**Note:** Plan Bay Area projects total 2040 population of 183,000

# What We Need to Consider Over the Next 25 Years

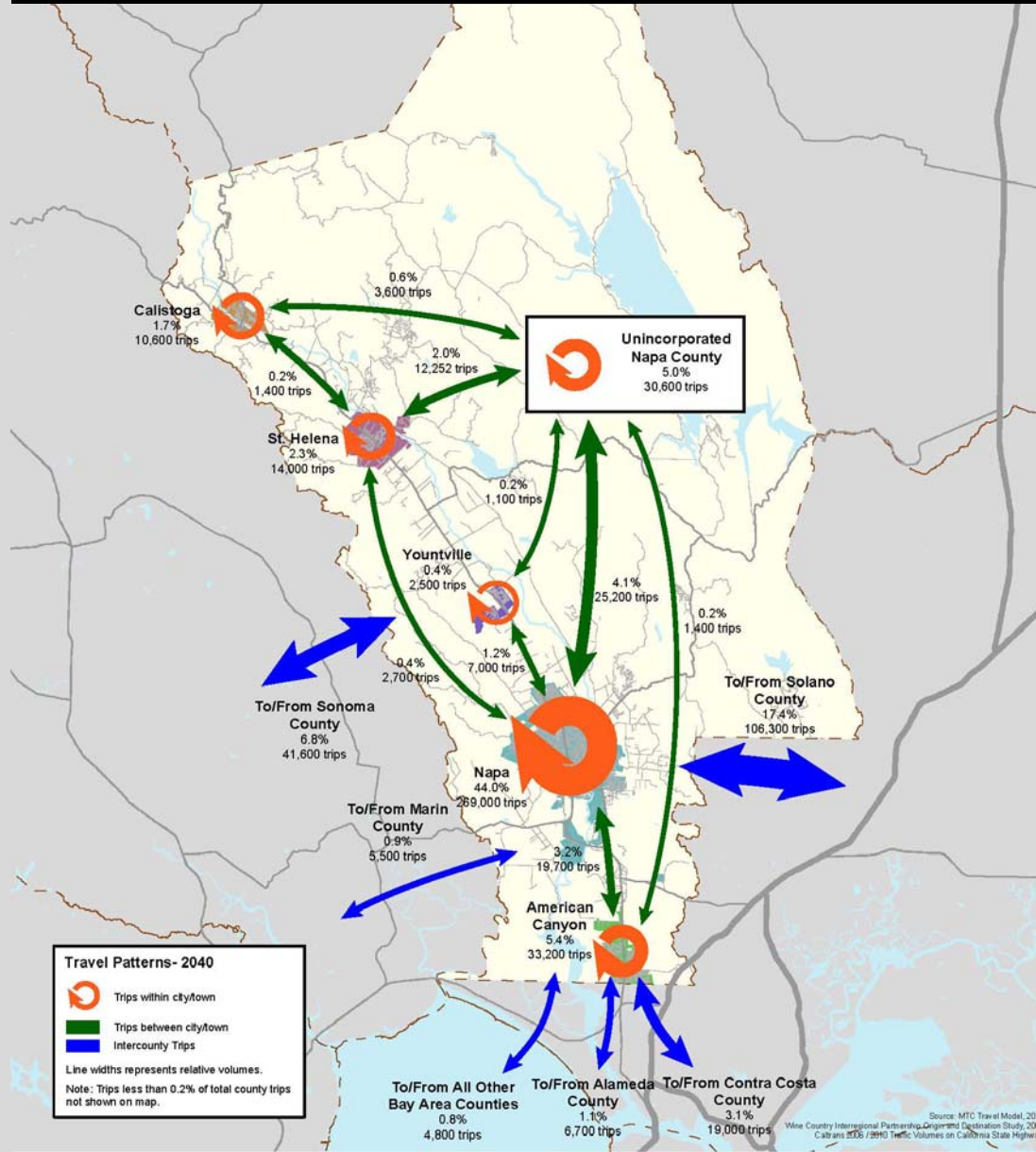


Traffic,  
2010



# What We Need to Consider Over the Next 25 Years

## Traffic, 2040



# Summary of Transportation Challenges

- Growing economy
- Jobs/housing mismatch
- Aging population
- Significant transportation need
- Not enough revenue



# Policies, Projects and Programs

- Mode shift
- Staggered start times
- Working from home
- New, cost effective technologies  
(e.g., 511, highway messaging, signal coordination and timing)
- Smart development - strengthening the link between transportation and land use



# Policies, Programs, and Projects

## SR 29 improvements

- Widening in American Canyon
- Soscol flyover
- Improvements to Carneros/SR 12-29
- Airport/SR 12 tight diamond interchange
- Landscaping
- Transit, Bike/Ped. Improvements



# Policies, Programs, and Projects

## Implementing Complete Streets and Expanded Active Transportation Network

- Vine Trail
- Build-out of Active Transportation Network
- Sidewalks and complete streets enhancements



# Policies, Programs, and Projects

## Transit/Paratransit

- Maintenance/Fueling Facility
- SR 29 Bus Rapid Improvements
- Other Bus Rapid Improvements
- Expansion/enhancements
- Carpools/van pools



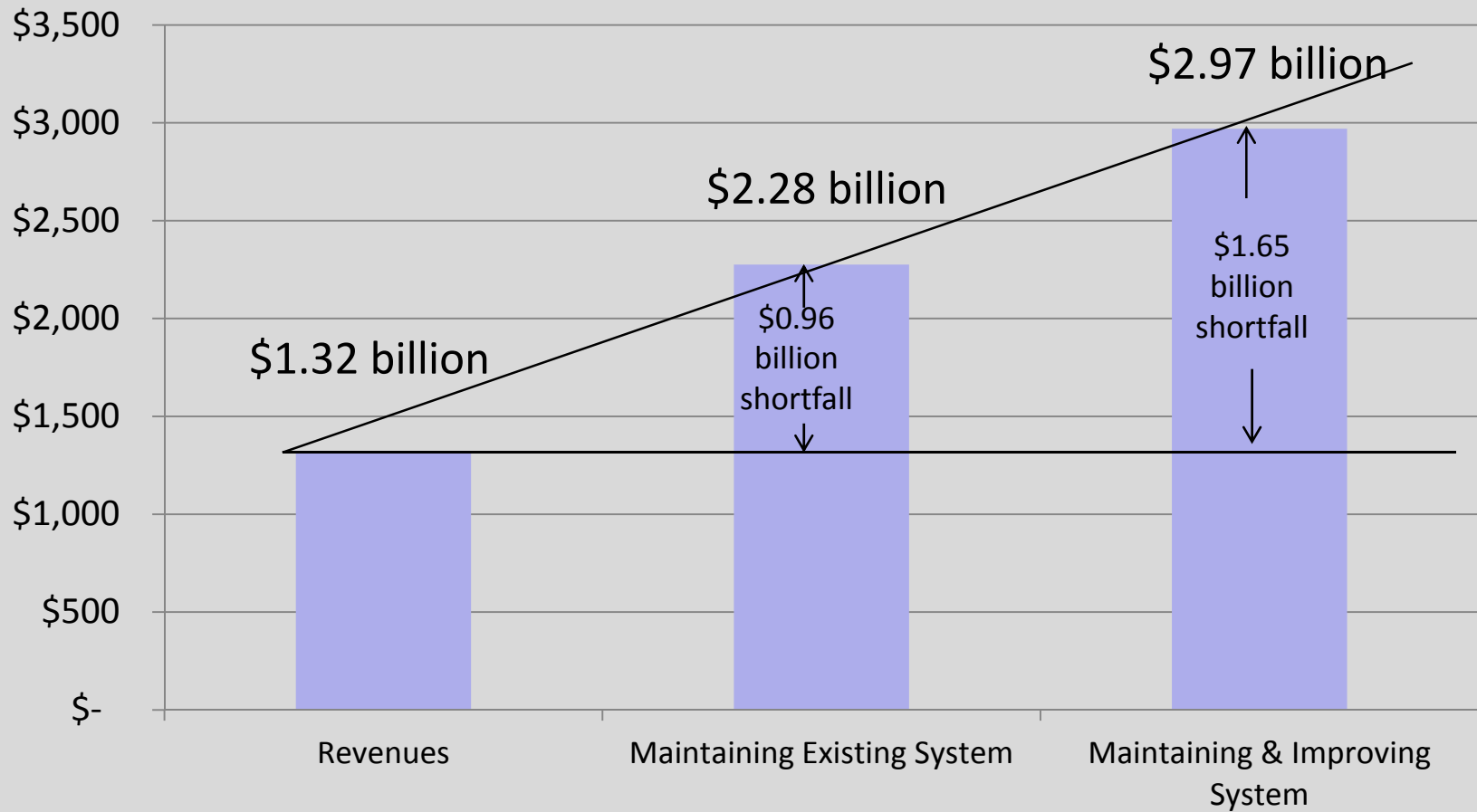
# Policies, Programs, and Projects

## First Cut on Expansion/Enhancements by Jurisdiction

Jurisdiction	Number of Projects	Estimated Amount
City of American Canyon	7	56,000,000
City of Calistoga	26	\$ 10,933,000
City of Napa	36	\$ 347,000,000
City of St. Helena	28	\$ 35,280,564
County of Napa	8	\$ 16,500,000
Town of Yountville	1	\$ 500,000
NCTPA	6	\$ 537,500,000
VINE	10	\$ 125,375,000
<b>TOTAL</b>	<b>122</b>	<b>\$ 1,129,088,564</b>

# Projected Revenue and Costs

In millions; 2014 dollars





# How will we pay for it?

- Taxes
- User Fees
- Congestion pricing
- Creative funding and finance



# Countywide Transportation Plan Schedule

- Project kick-off and initiate outreach *Winter 2014*
- Background data/public input *Spring/Summer 2014*
- Call for projects/programs *Summer/Fall 2014*
- Review of Projects/Programs *Fall/Winter 2014*
- Draft Plan *Spring 2015*
- Final Plan *May 2015*
- Project Submittals due to MTC *~ June 2015*

# Questions and Comments?



## Contact Information:

**Kate Miller**, Executive Director

(707) 259-8634/[kmiller@nctpa.net](mailto:kmiller@nctpa.net)

**Danielle Schmitz**, Planning Manager

(707) 259-5968/[dschmitz@nctpa.net](mailto:dschmitz@nctpa.net)